

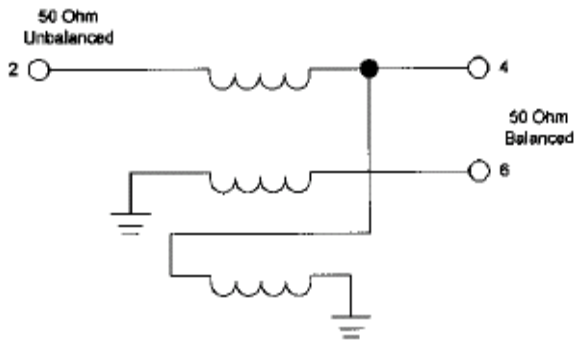
Features

- 50 Ohms Unbalanced/50 Ohms Balanced
- Fast Rise Time: 0.18 nS
- Low Insertion Loss: 0.4 dB Typical
- MIL-STD-202 Screening Available

Description

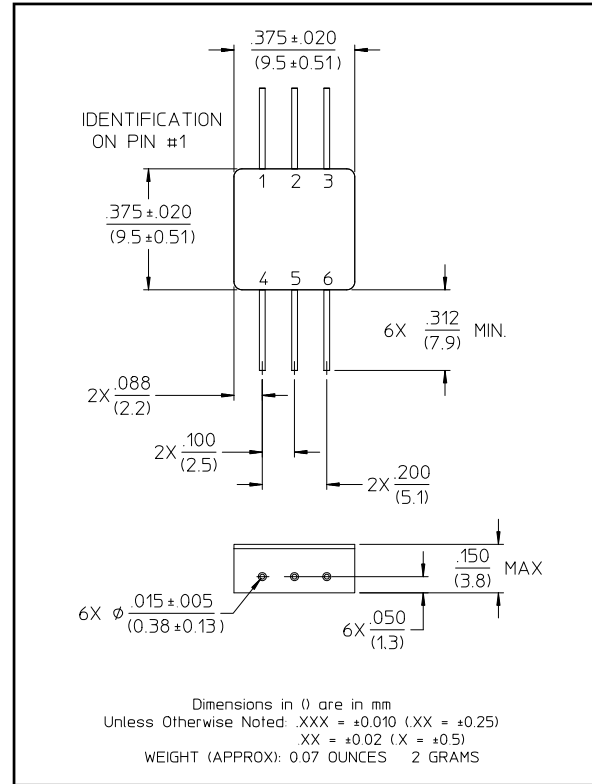
The transformer coupled balun can provide a wide frequency range. DC isolation from primary coil to secondary coil is also a feature of this device.

Schematic/Pin Configuration



Pins 1, 3, 5 are grounded to case

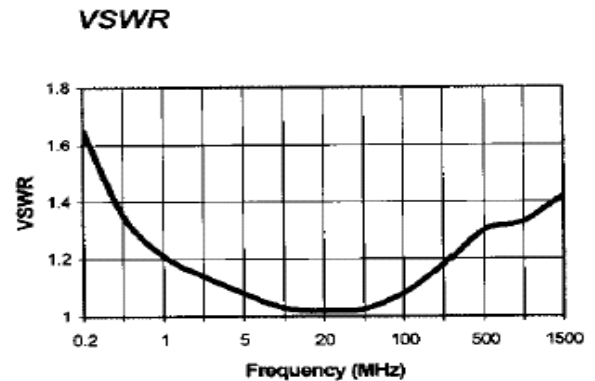
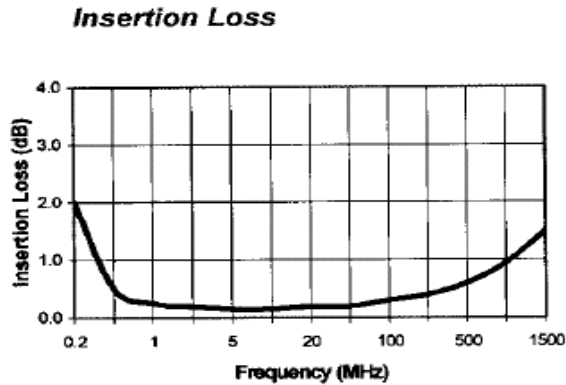
FP-1



Electrical Specifications: $T_A = -55^{\circ}\text{C}$ to $+85^{\circ}\text{C}$

Parameter	Test Conditions	Frequency	Units	Min	Typ	Max
Impedance	Input - 50 Ohms Unbalanced Output - 50 Ohms Balanced	—	—	—	—	—
Insertion Loss	—	10 - 50 MHz	dB	—	—	0.5
VSWR	—	1 MHz - 1 GHz 750 KHz - 1.5 GHz	Ratio Ratio	— —	— —	1.4:1 1.6:1
Input Power	—	750 KHz - 1 MHz 1 MHz - 5 MHz 5 MHz - 1.5 GHz	Watts Watts Watts	— — —	— — —	1.0 1.5 3.0
Rise Time	10 - 90%	—	nS	—	0.18	—
Droop (10%)	—	—	nS	—	300	—

Typical Performance Curves



Ordering Information

Part Number	Package
TP-101 PIN	FP-1