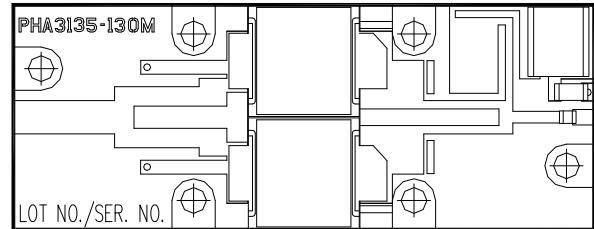


Features

- NPN silicon bipolar transistor
- Input and output matched to 50 W
- Duroid circuit board
- Easily combined for high power transmitters
- Plated copper flange

Outline Drawing



Electrical Specifications: $T_A = 25 \pm 5^\circ\text{C}$, $V_{CC} = 36\text{ V}$, $P_{IN} = 21\text{ W}$

Symbol	Parameter	Frequency	Min	Max	Units
$R_{TH(JC)}$	Thermal Resistance	3.1, 3.3, 3.5 GHz	-	0.24	$^\circ\text{C/W}$
P_{OUT}	Output Power	3.1 GHz 3.3 GHz 3.5 GHz	145 130 115	—	W
G_P	Power Gain	3.1 GHz 3.3 GHz 3.5 GHz	8.4 7.9 7.4	—	dB
h_c	Collector Efficiency	3.1, 3.3, 3.5 GHz	35	—	%
R_L	Input Return Loss	3.1, 3.3, 3.5 GHz	—	-6	dB
Droop	Pulse Droop	3.1, 3.3, 3.5 GHz	—	0.5	dB
VSWR-T	Load Mismatch Tolerance	3.1, 3.3, 3.5 GHz	—	3:1	—
VSWR-S	Load Mismatch Stability	3.1, 3.3, 3.5 GHz	—	2:1	—

Typical RF Performance

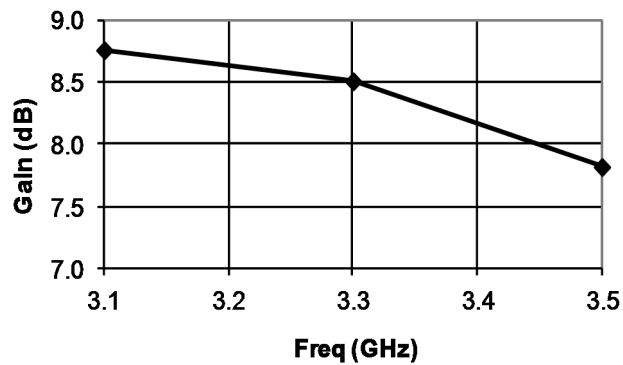
Freq. (GHz)	P_{IN} (W)	P_{OUT} (W)	Gain (dB)	ΔGain (dB)	I_C (A)	Eff (%)	R_L (dB)	VSWR-S (2:1)	VSWR-T (3:1)
3.1	21	158	8.76	—	10.3	44.6	-12.3	S	P
3.3	21	149	8.51	—	9.7	42.7	-11.0	S	P
3.5	21	127	7.82	0.96	8.7	40.0	-14.7	S	P

Absolute Maximum Ratings @ 25°C

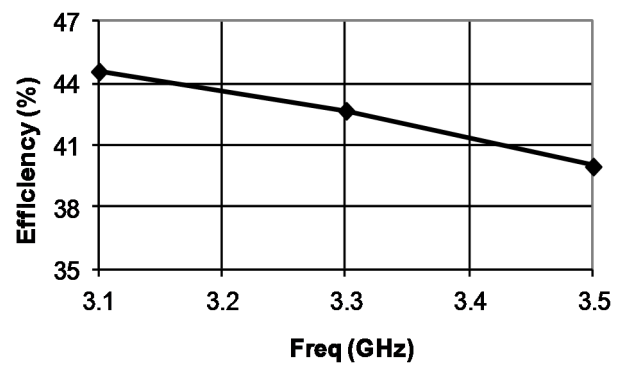
Symbol	Parameter	Rating
I_C	Collector Current (Peak)	23 A
P_{TOT}	Power Dissipation	730 W
T_{OP}	Operating Temperature	-30°C to +100°C
T_{STG}	Storage Temperature	-40°C to +125°C
T_J	Junction Temperature	200°C

Typical Performance Curves

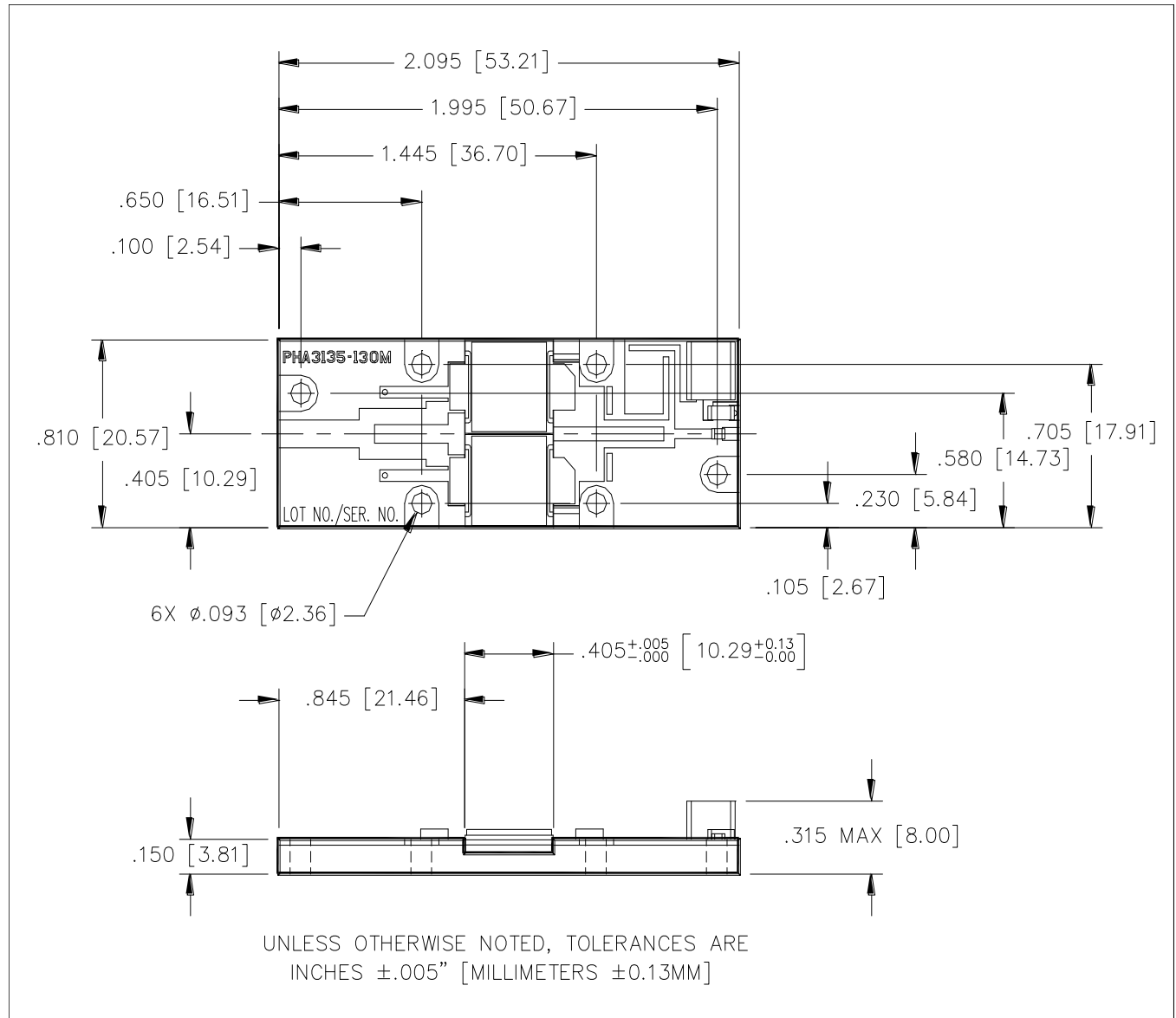
Gain vs. Frequency



Collector Efficiency vs. Frequency



Power Module Dimensions



Radar Pulsed Power Module

115, 130, 145 W, 3.1 - 3.5 GHz, 100 ms Pulse, 10% Duty

Rev. V1

MACOM Technology Solutions Inc. All rights reserved.

Information in this document is provided in connection with MACOM Technology Solutions Inc ("MACOM") products. These materials are provided by MACOM as a service to its customers and may be used for informational purposes only. Except as provided in MACOM's Terms and Conditions of Sale for such products or in any separate agreement related to this document, MACOM assumes no liability whatsoever. MACOM assumes no responsibility for errors or omissions in these materials. MACOM may make changes to specifications and product descriptions at any time, without notice. MACOM makes no commitment to update the information and shall have no responsibility whatsoever for conflicts or incompatibilities arising from future changes to its specifications and product descriptions. No license, express or implied, by estoppel or otherwise, to any intellectual property rights is granted by this document.

THESE MATERIALS ARE PROVIDED "AS IS" WITHOUT WARRANTY OF ANY KIND, EITHER EXPRESS OR IMPLIED, RELATING TO SALE AND/OR USE OF MACOM PRODUCTS INCLUDING LIABILITY OR WARRANTIES RELATING TO FITNESS FOR A PARTICULAR PURPOSE, CONSEQUENTIAL OR INCIDENTAL DAMAGES, MERCHANTABILITY, OR INFRINGEMENT OF ANY PATENT, COPYRIGHT OR OTHER INTELLECTUAL PROPERTY RIGHT. MACOM FURTHER DOES NOT WARRANT THE ACCURACY OR COMPLETENESS OF THE INFORMATION, TEXT, GRAPHICS OR OTHER ITEMS CONTAINED WITHIN THESE MATERIALS. MACOM SHALL NOT BE LIABLE FOR ANY SPECIAL, INDIRECT, INCIDENTAL, OR CONSEQUENTIAL DAMAGES, INCLUDING WITHOUT LIMITATION, LOST REVENUES OR LOST PROFITS, WHICH MAY RESULT FROM THE USE OF THESE MATERIALS.

MACOM products are not intended for use in medical, lifesaving or life sustaining applications. MACOM customers using or selling MACOM products for use in such applications do so at their own risk and agree to fully indemnify MACOM for any damages resulting from such improper use or sale.