

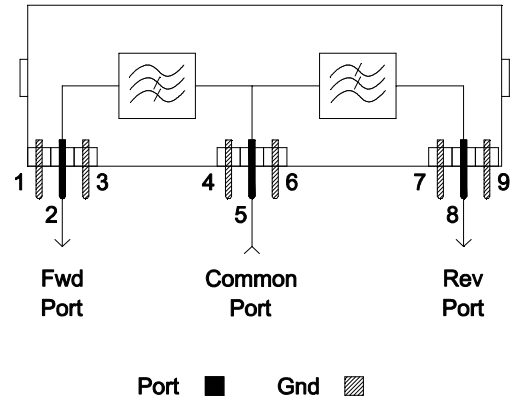
Features

- Plug in Design
- Low Insertion Loss
- Excellent Cross over Isolation
- Excellent Return loss
- RoHS Compliant
- Lead-free

Description

MACOM's MAFL-011061 is a high performance vertical plug-in diplex filter designed specifically for the CATV infrastructure market.

Functional Schematic



Ordering Information

Part Number	Package
MAFL-011061	480

Pin Configuration

Pin No.	Function
1,3,4,6,7,9	Ground
2	Forward Path Port
5	Common Port
8	Reverse Path Port

Vertical Plug-in Diplex Filter 5-85/102-1218MHz

Rev. V1

Target Electrical Specifications: $T_A = 25^\circ\text{C}$, $Z_0 = 75\ \Omega$

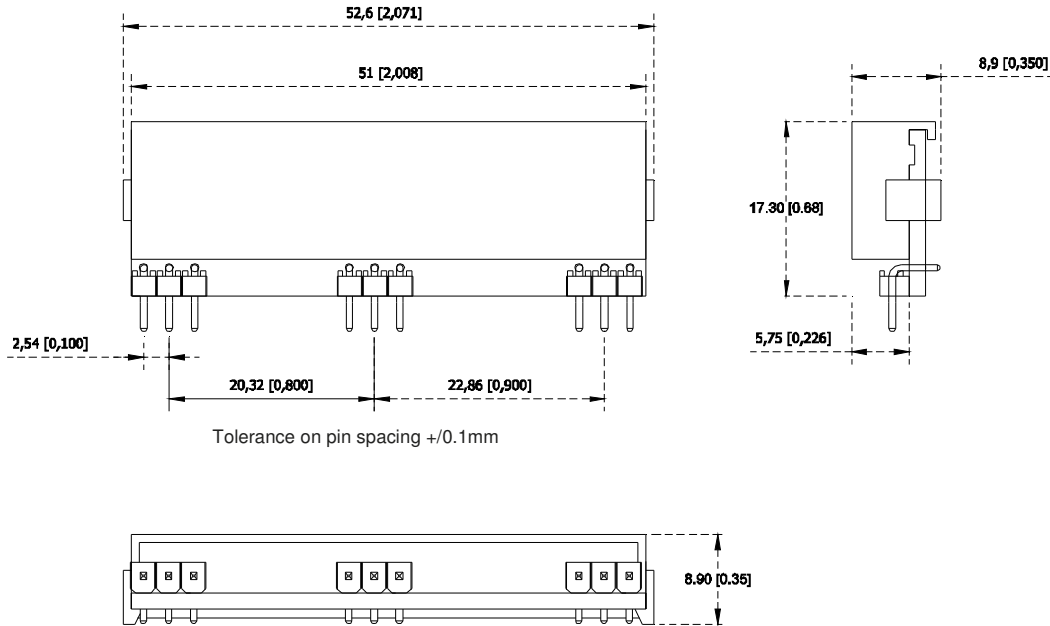
Parameter	Units	Min	Typ	Max
Insertion loss				
Reverse Path 5 - 85 MHz	dB	—	1.0	1.2
Forward Path 102 - 1218 MHz	dB	—	1.0	1.2
Isolation				
5 - 85 MHz	dB	48	51	—
86 - 101 MHz	dB	37	39	—
102 - 600 MHz	dB	48	51	—
600 - 1000 MHz	dB	45	49	—
1000 - 1218 MHz	dB	40	45	—
Return loss				
Common Port 5 - 85 MHz	dB	20	22	—
102 - 1218 MHz	dB	20	22	—
Group Delay				
Reverse Path 82.0 - 83.5 MHz	nSec	—	10.0	—
83.5 - 85.0 MHz	nSec	—	16.0	—
Forward Path 109.275 - 112.855 MHz	nSec	—	16.0	—
115.275 - 118.855 MHz	nSec	—	10.0	—

Recommended Maximum Ratings^{1,2}

Parameter	Absolute maximum
RF power	250mW
DC current	30mA
Operating temperature	-40°C to +85°C
Storage temperature	-40°C to +85°C

1. Exceeding any one or combination of these limits may cause permanent damage to this device.
2. MACOM does not recommend sustained operation near these survivability limits.

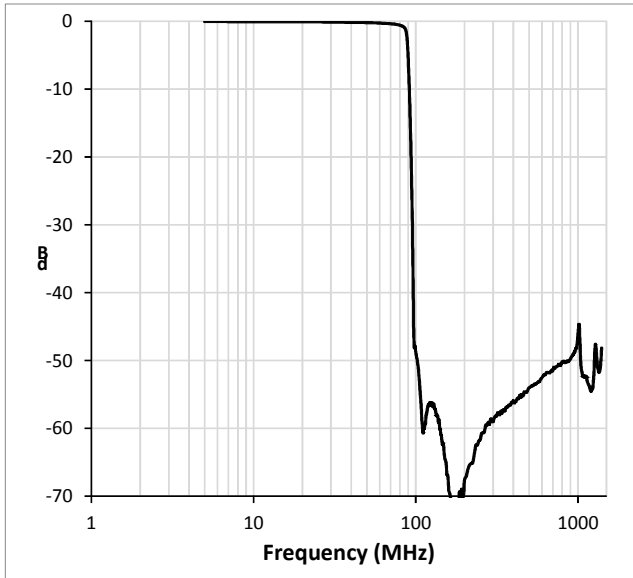
Outline Drawing



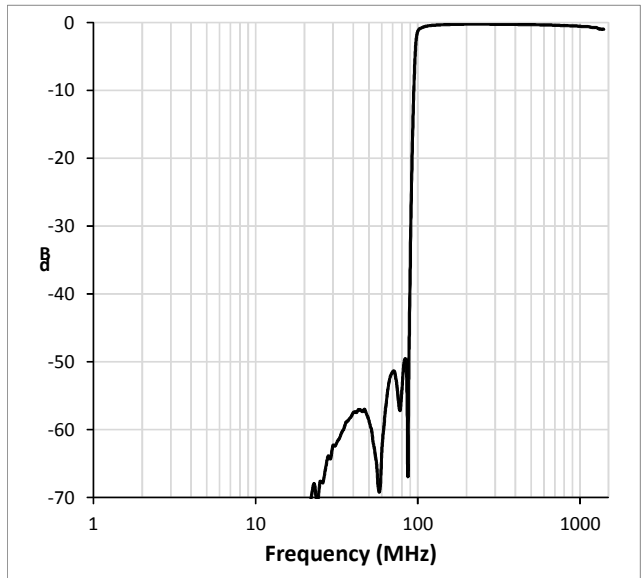
Dimensions in mm [inches] (Tolerance +/-0.3mm unless stated otherwise)

Typical Performance Curves:

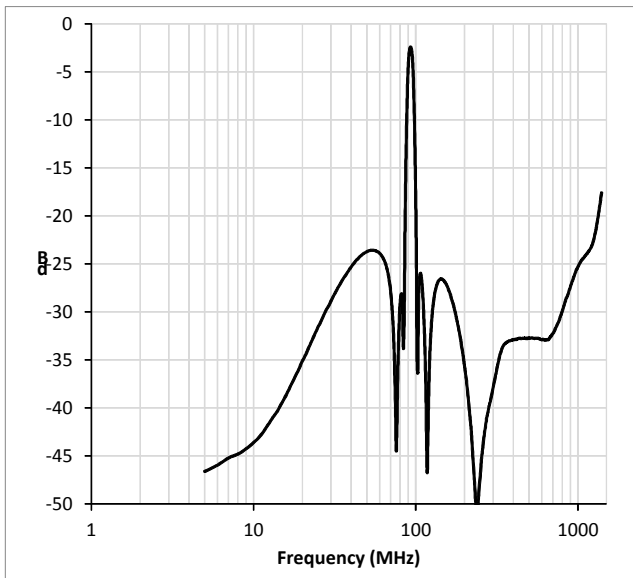
Low Pass Filter



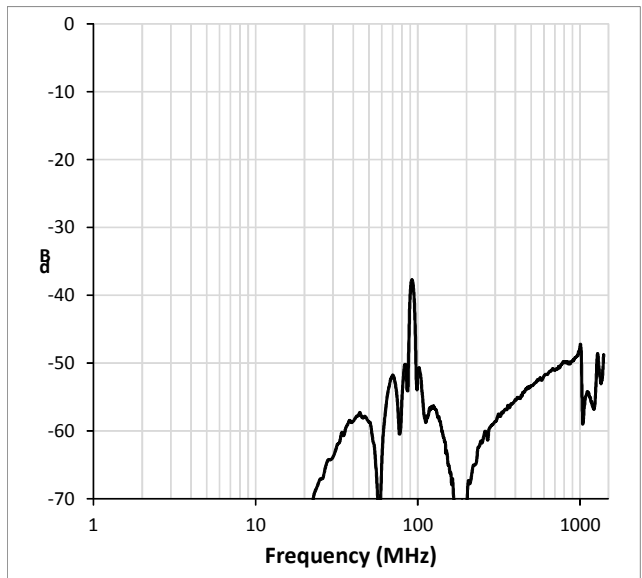
High Pass Filter



Common Port Return Loss

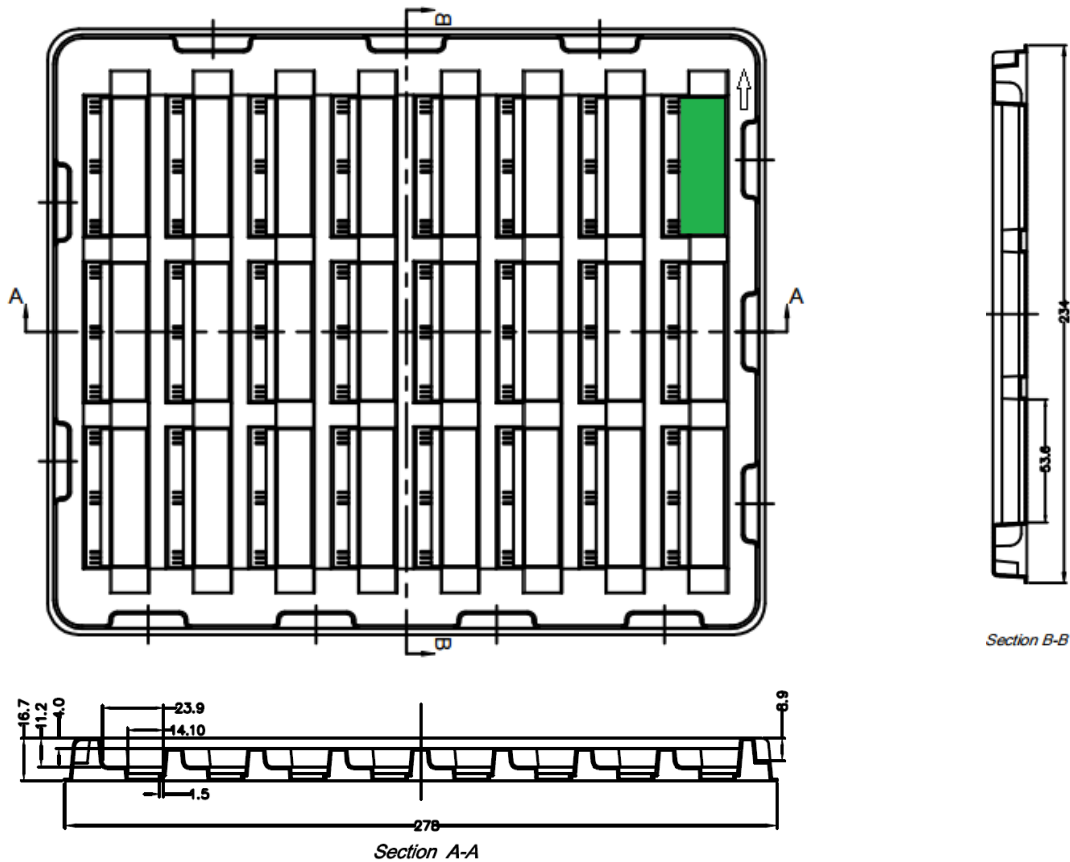


Isolation



Tray Information

Parameter	Units	Value
Min Order Qty	-	480
Tray Length	mm	278
Tray Width	mm	234
Tray Height	mm	16.7
Orientation	-	See below
Consecutive trays will be stacked alternately at 180°		



Dimensions are in millimetres.

Tolerance: .x ± 0.1 mm, except where specified.

M/A-COM Technology Solutions Inc. All rights reserved.

Information in this document is provided in connection with M/A-COM Technology Solutions Inc ("MACOM") products. These materials are provided by MACOM as a service to its customers and may be used for informational purposes only. Except as provided in MACOM's Terms and Conditions of Sale for such products or in any separate agreement related to this document, MACOM assumes no liability whatsoever. MACOM assumes no responsibility for errors or omissions in these materials. MACOM may make changes to specifications and product descriptions at any time, without notice. MACOM makes no commitment to update the information and shall have no responsibility whatsoever for conflicts or incompatibilities arising from future changes to its specifications and product descriptions. No license, express or implied, by estoppel or otherwise, to any intellectual property rights is granted by this document.

THESE MATERIALS ARE PROVIDED "AS IS" WITHOUT WARRANTY OF ANY KIND, EITHER EXPRESS OR IMPLIED, RELATING TO SALE AND/OR USE OF MACOM PRODUCTS INCLUDING LIABILITY OR WARRANTIES RELATING TO FITNESS FOR A PARTICULAR PURPOSE, CONSEQUENTIAL OR INCIDENTAL DAMAGES, MERCHANTABILITY, OR INFRINGEMENT OF ANY PATENT, COPYRIGHT OR OTHER INTELLECTUAL PROPERTY RIGHT. MACOM FURTHER DOES NOT WARRANT THE ACCURACY OR COMPLETENESS OF THE INFORMATION, TEXT, GRAPHICS OR OTHER ITEMS CONTAINED WITHIN THESE MATERIALS. MACOM SHALL NOT BE LIABLE FOR ANY SPECIAL, INDIRECT, INCIDENTAL, OR CONSEQUENTIAL DAMAGES, INCLUDING WITHOUT LIMITATION, LOST REVENUES OR LOST PROFITS, WHICH MAY RESULT FROM THE USE OF THESE MATERIALS.

MACOM products are not intended for use in medical, lifesaving or life sustaining applications. MACOM customers using or selling MACOM products for use in such applications do so at their own risk and agree to fully indemnify MACOM for any damages resulting from such improper use or sale.