

## RF Diplex Filter 5 - 1218 / 1350 - 1700 MHz

Rev. V2

### Features

- 75 Ohm
- SMT unit
- RoHS compliant
- Excellent repeatability

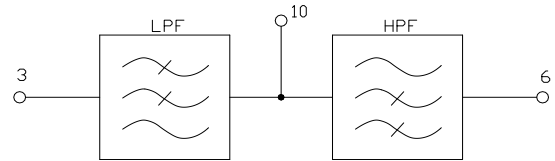
### Description

MACOM's MAFL-011030 is a low cost, SMT diplex filter designed for CATV, CPE, STB, cable modem applications.

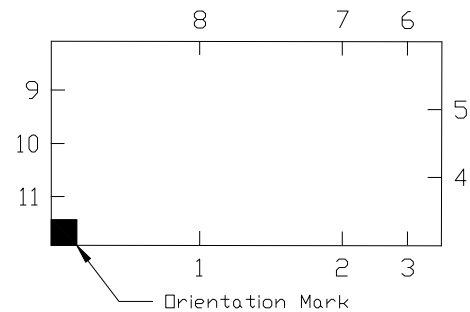
Target Electrical specifications:  $T_A = 25^\circ\text{C}$ ,  $Z_0$

Parameter	Units	Min	Typ	Max.	
<b>Insertion loss</b>					
	5-1218 MHz	dB	—	1.0	1.5
	1350-1400 MHz	dB	—	1.4	1.6
	1400-1700 MHz	dB	—	1.0	1.5
<b>Rejection</b>					
	5-1000 MHz	dB	40	45	—
	1002-1218 MHz	dB	38	41	—
	1350-1700 MHz	dB	40	45	—
<b>Isolation</b>					
	5-1000 MHz	dB	40	45	—
	1002-1218 MHz	dB	38	45	—
	1350-1700 MHz	dB	40	45	—
<b>Return loss</b>					
	5-100 MHz	dB	14	18	—
	100-1218 MHz	dB	12	15	—
	1350-1700 MHz	dB	12	15	—

### Functional Schematic



### Pin Configuration



Function	Pin number
Ground	1, 2, 4, 5, 7, 8, 9, 11
Low pass port	6
High pass port	3
Common	10

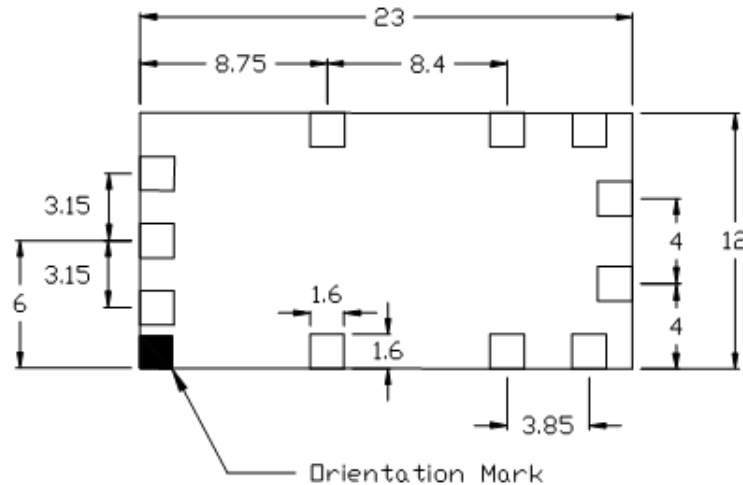
### Recommended Maximum Ratings <sup>4,5</sup>

Parameter	Absolute maximum
RF power	250mW
DC current	30mA
Operating temperature	-40°C to +85°C
Storage temperature	-40°C to +85°C

4. Exceeding any one or combination of these limits may cause permanent damage to this device.
5. MACOM does not recommend sustained operation near these survivability limits.

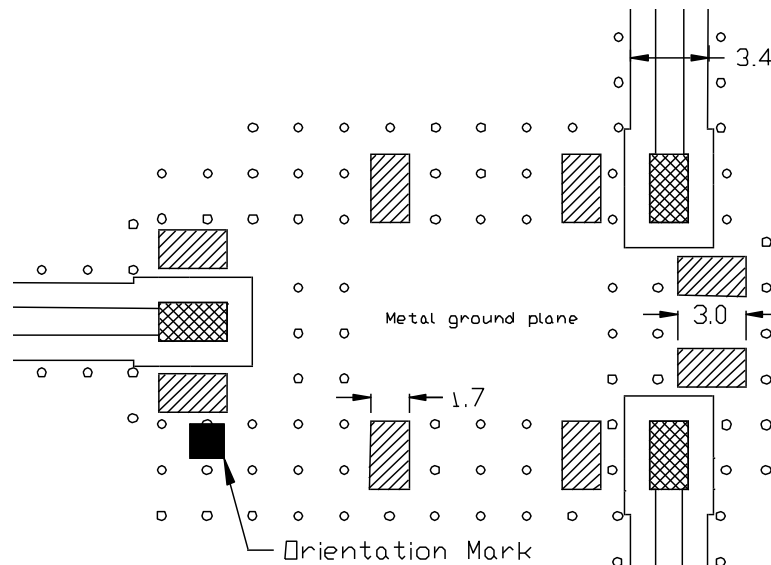
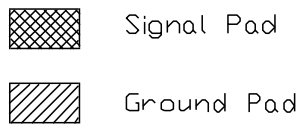
\* Restrictions on Hazardous Substances, European Union Directive

## Part Outline (Viewed from top)



Dimensions are millimeters.  
 Tolerance: .x ± 0.1, .xx ± 0.05, except where specified.

## Recommended application PCB



Dimensions are millimeters.  
 Tolerance: .x ± 0.1, .xx ± 0.05, except where specified.

### Layout notes:

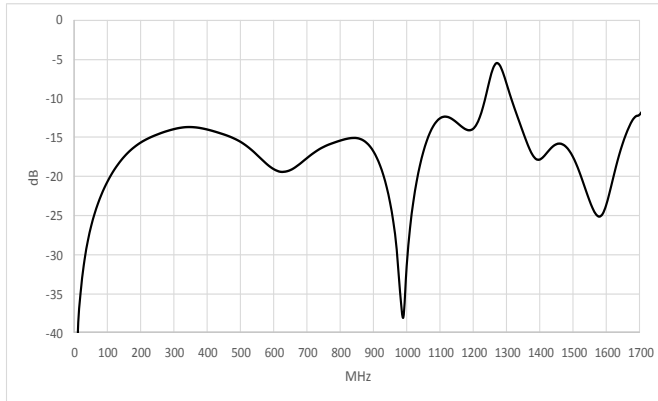
- Track dimension = 1.2mm
- Gap dimension = 1.0mm
- It is not recommended to run RF tracks under the filter unless they are greater than 1.6mm below the base of the filter.
- RF shield should be kept a minimum of 20mm above the filter.
- The filter substrate is 0.8mm thick FR-4 material. A metal ground is required on the top layer of the Application PCB directly underneath the filter. This metal ground plane of the application PCB is connected to the ground plane on the bottom of the filter substrate and forms a 75 Ω co-planar wave guide for the input and output RF transmission lines.

## RF Diplex Filter 5 - 1218 / 1350 - 1700 MHz

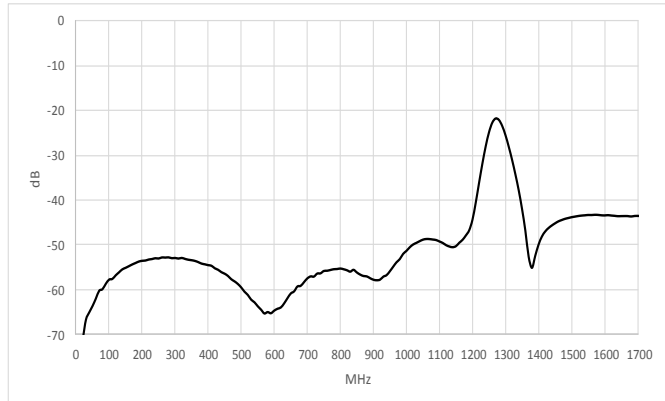
Rev. V2

Typical performance:  $T_A = 25^\circ\text{C}$ ,  $Z_0 = 75\Omega$

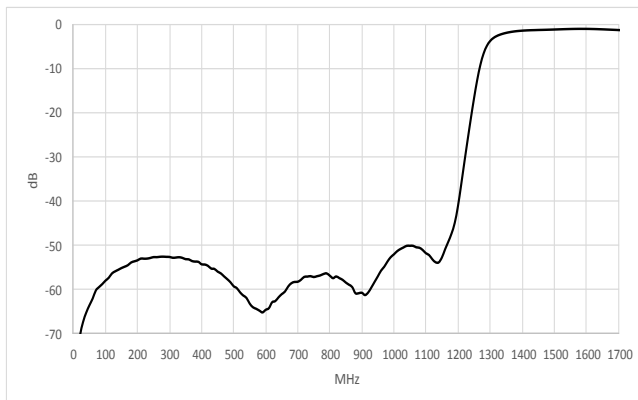
### Input return loss



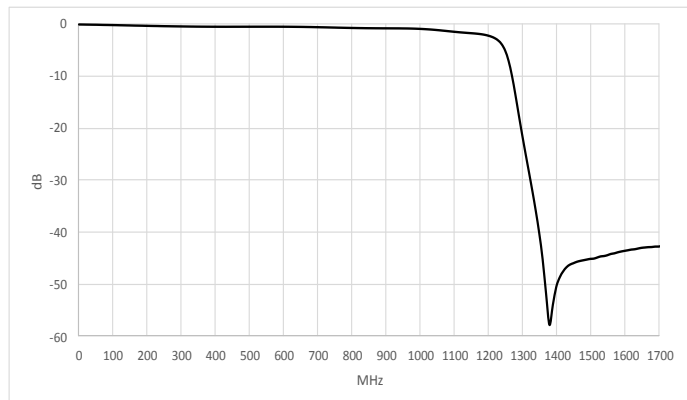
### Isolation



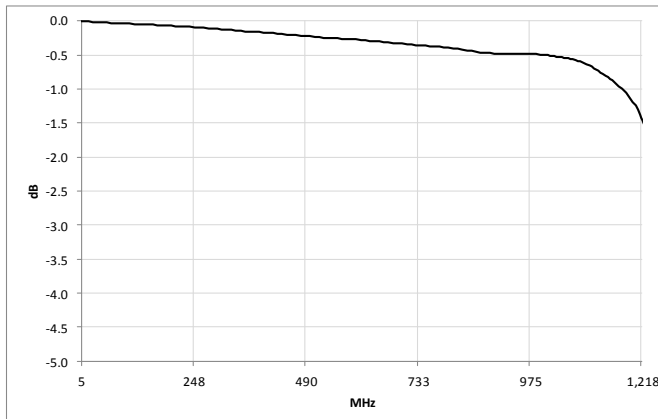
### High Pass Filter



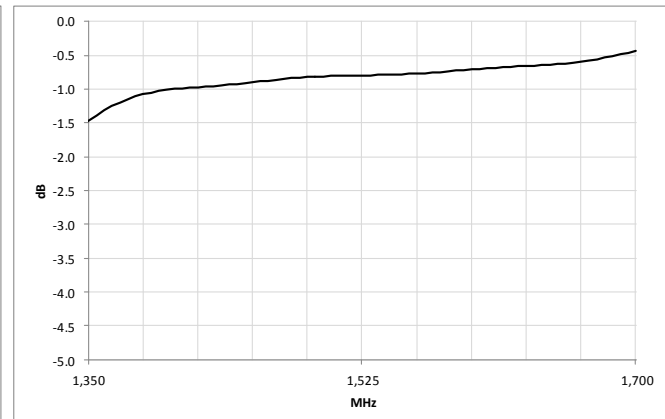
### Low Pass Filter



### High Pass Filter



### Low Pass Filter

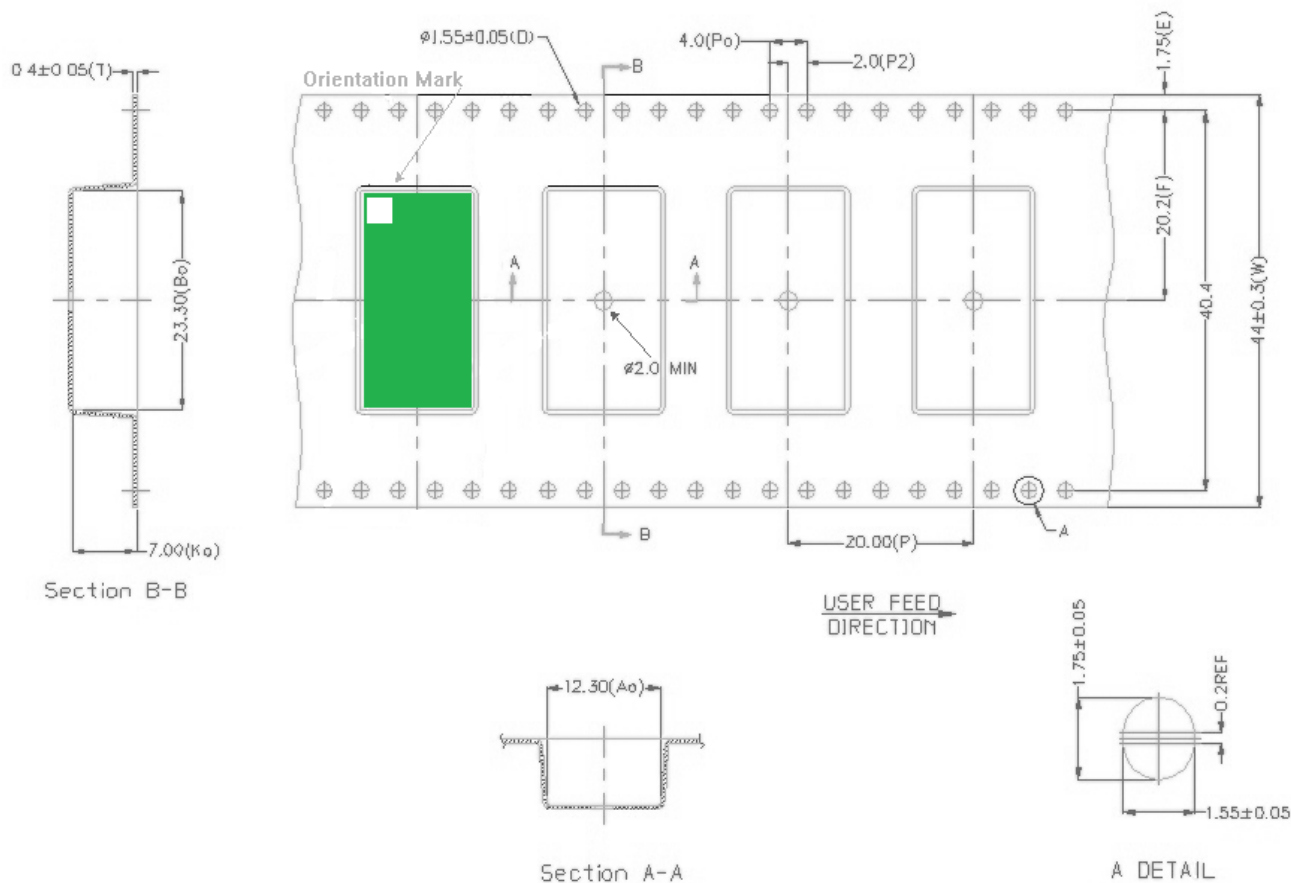


## Tape & Reel Information

Parameter	Units	Value
Qty per reel	-	300
Reel Size	mm	330
Tape Width	mm	44
Pitch	mm	20
Ao	mm	12.3
Bo	mm	23.3
Ko	mm	7.0
Orientation	-	F30
Reference Application Note ANI-019 for orientation		

## Ordering Information

Part Number	Package
MAFL-011030	Tape & Reel



M/A-COM Technology Solutions Inc. All rights reserved.

Information in this document is provided in connection with M/A-COM Technology Solutions Inc ("MACOM") products. These materials are provided by MACOM as a service to its customers and may be used for informational purposes only. Except as provided in MACOM's Terms and Conditions of Sale for such products or in any separate agreement related to this document, MACOM assumes no liability whatsoever. MACOM assumes no responsibility for errors or omissions in these materials. MACOM may make changes to specifications and product descriptions at any time, without notice. MACOM makes no commitment to update the information and shall have no responsibility whatsoever for conflicts or incompatibilities arising from future changes to its specifications and product descriptions. No license, express or implied, by estoppel or otherwise, to any intellectual property rights is granted by this document.

THESE MATERIALS ARE PROVIDED "AS IS" WITHOUT WARRANTY OF ANY KIND, EITHER EXPRESS OR IMPLIED, RELATING TO SALE AND/OR USE OF MACOM PRODUCTS INCLUDING LIABILITY OR WARRANTIES RELATING TO FITNESS FOR A PARTICULAR PURPOSE, CONSEQUENTIAL OR INCIDENTAL DAMAGES, MERCHANTABILITY, OR INFRINGEMENT OF ANY PATENT, COPYRIGHT OR OTHER INTELLECTUAL PROPERTY RIGHT. MACOM FURTHER DOES NOT WARRANT THE ACCURACY OR COMPLETENESS OF THE INFORMATION, TEXT, GRAPHICS OR OTHER ITEMS CONTAINED WITHIN THESE MATERIALS. MACOM SHALL NOT BE LIABLE FOR ANY SPECIAL, INDIRECT, INCIDENTAL, OR CONSEQUENTIAL DAMAGES, INCLUDING WITHOUT LIMITATION, LOST REVENUES OR LOST PROFITS, WHICH MAY RESULT FROM THE USE OF THESE MATERIALS.

MACOM products are not intended for use in medical, lifesaving or life sustaining applications. MACOM customers using or selling MACOM products for use in such applications do so at their own risk and agree to fully indemnify MACOM for any damages resulting from such improper use or sale.