

CATV Diplex Filter 5 - 42 / 54 - 1100 MHz

Rev. V6


Features

- 75 Ohm
- SMT unit
- RoHS* Compliant
- RoHS version of MAFLES0083

* Restrictions on Hazardous Substances, European Union Directive 2011/65/EU.

Description

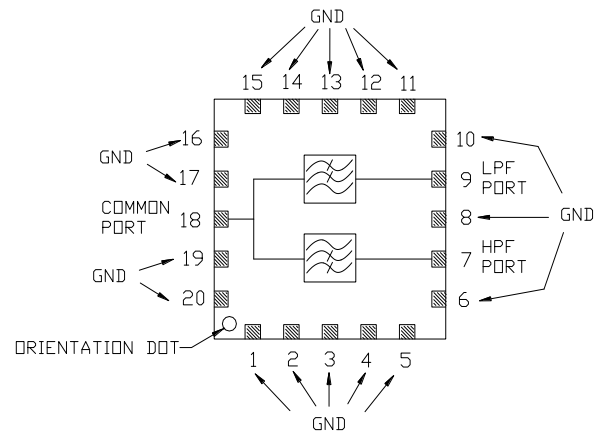
MAFL-008098-CD0550 is a low cost, non hermetically sealed Diplex Filter unit designed for CATV applications.



Pin Configuration

Function	Pin Number
Common Port	18
Low Pass Port	9
High Pass Port	7
Ground	1 - 6, 8, 10-17, 19, 20
Not connected	-

Functional Schematic



Electrical Specifications: $T_A = 25^\circ\text{C}$, $Z_0 = 75\Omega$

Parameter	Units	Min	Typ	Max
Insertion Loss				
Low Pass Filter 5 - 42 MHz	dB	-	0.5	1.2
High Pass Filter 54 - 1100 MHz	dB	-	0.5	1.1
Insertion Loss Flatness 5 - 42 MHz	dB	-	-	0.5
Isolation				
High Pass Port to Common Port 5 - 42 MHz	dB	45	50	-
Low Pass Port to Common Port 54 - 900 MHz	dB	45	50	-
900 - 1100 MHz	dB	43	48	-
Return Loss				
Common Port 5 - 42 MHz	dB	18	21	-
54 - 900 MHz	dB	18	21	-
900 - 1100 MHz	dB	17	20	-
Low Pass Port 5 - 42 MHz	dB	18	21	-
High Pass Port 54 - 900 MHz	dB	18	21	-
900 - 1100 MHz	dB	17	20	-

Recommended Maximum Ratings

Parameter	Value
Storage Temperature	-40°C to +85°C
Operating Temperature	-40°C to +85°C
DC Current	30mA
RF Power	250mW

Additional Specifications

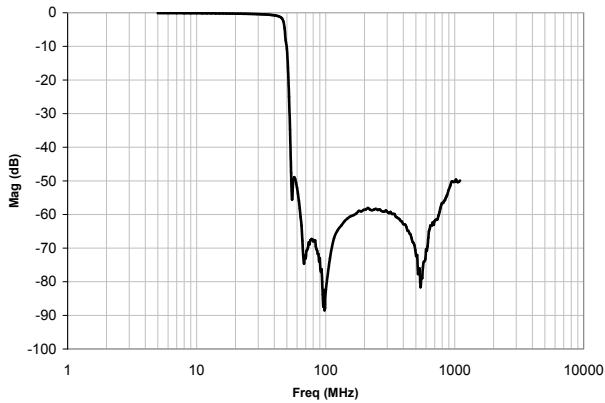
Group Delay (nSec)
38.5 - 42 MHz \leq 20ns
54 - 57.5 MHz \leq 20ns

CATV Diplex Filter 5 - 42 / 54 - 1100 MHz

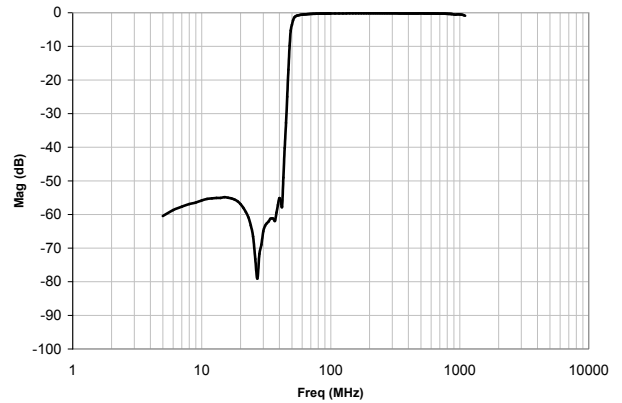
Rev. V6

Typical Performance: $T_A = 25^\circ\text{C}$, $Z_0 = 75\Omega$

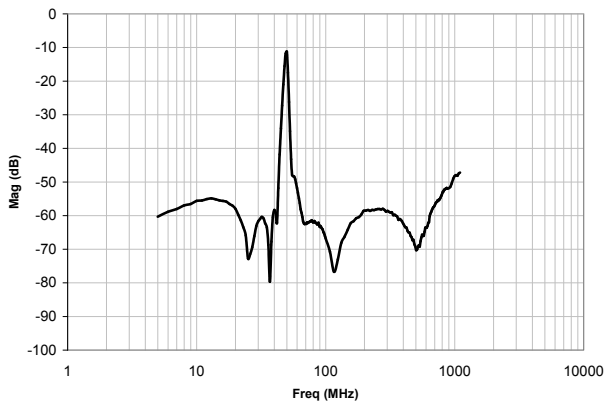
Low Pass Filter Insertion Loss



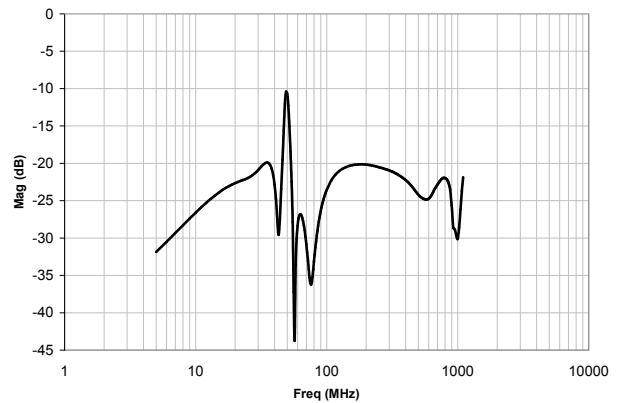
High Pass Filter Insertion Loss



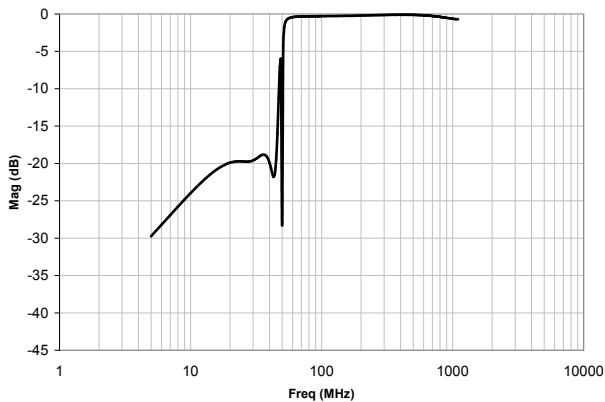
Low Side to High Side Isolation



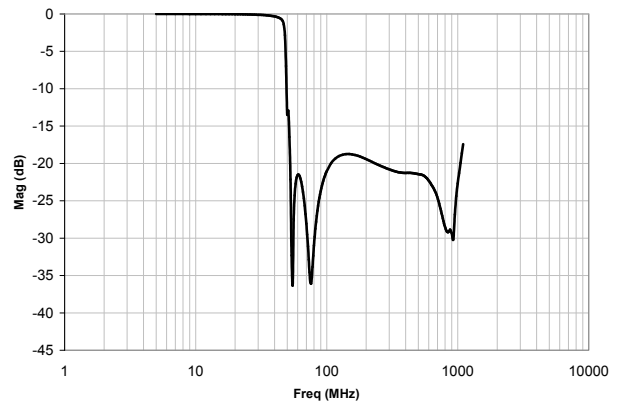
Common Port Return Loss



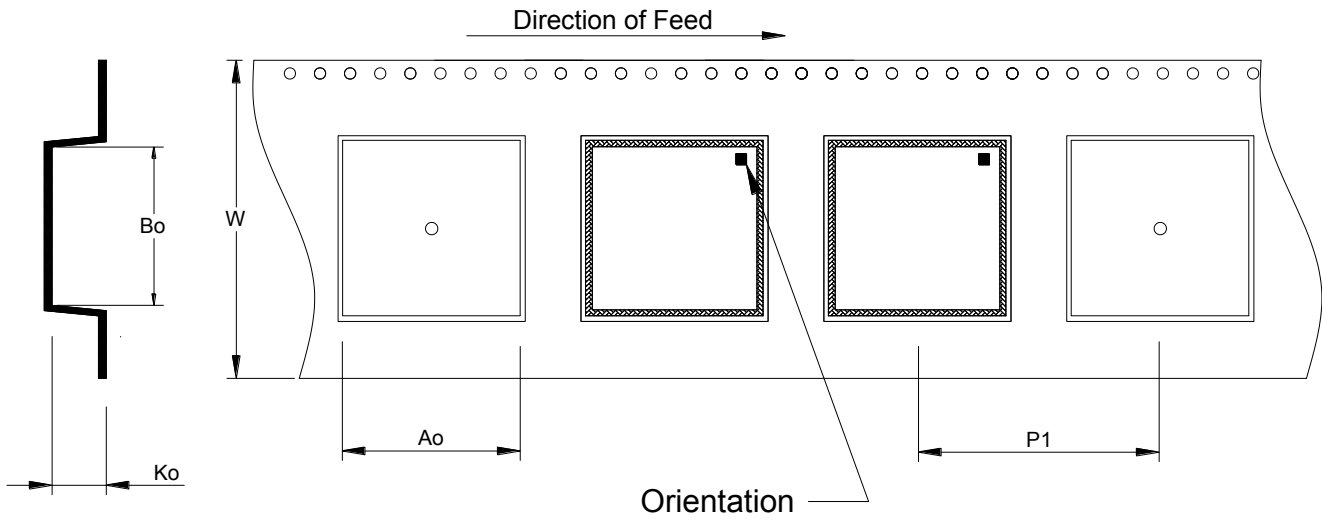
Low Pass Port Return Loss



High Pass Port Return Loss



Tape & Reel Information



Item	Dimension
Ao	32.30mm +/- 0.1mm
Bo	32.30mm +/- 0.1mm
Ko	9.80mm +/- 0.1mm
W	56.00mm +/- 0.3mm
P1	40.00mm +/- 0.1mm

Ordering Information

Part Number	Package
MAFL-008098-CD0550	50 Piece Reel
MAFL-008098-CD05TB	Customer Test Board

M/A-COM Technology Solutions Inc. All rights reserved.

Information in this document is provided in connection with M/A-COM Technology Solutions Inc ("MACOM") products. These materials are provided by MACOM as a service to its customers and may be used for informational purposes only. Except as provided in MACOM's Terms and Conditions of Sale for such products or in any separate agreement related to this document, MACOM assumes no liability whatsoever. MACOM assumes no responsibility for errors or omissions in these materials. MACOM may make changes to specifications and product descriptions at any time, without notice. MACOM makes no commitment to update the information and shall have no responsibility whatsoever for conflicts or incompatibilities arising from future changes to its specifications and product descriptions. No license, express or implied, by estoppels or otherwise, to any intellectual property rights is granted by this document.

THESE MATERIALS ARE PROVIDED "AS IS" WITHOUT WARRANTY OF ANY KIND, EITHER EXPRESS OR IMPLIED, RELATING TO SALE AND/OR USE OF MACOM PRODUCTS INCLUDING LIABILITY OR WARRANTIES RELATING TO FITNESS FOR A PARTICULAR PURPOSE, CONSEQUENTIAL OR INCIDENTAL DAMAGES, MERCHANTABILITY, OR INFRINGEMENT OF ANY PATENT, COPYRIGHT OR OTHER INTELLECTUAL PROPERTY RIGHT. MACOM FURTHER DOES NOT WARRANT THE ACCURACY OR COMPLETENESS OF THE INFORMATION, TEXT, GRAPHICS OR OTHER ITEMS CONTAINED WITHIN THESE MATERIALS. MACOM SHALL NOT BE LIABLE FOR ANY SPECIAL, INDIRECT, INCIDENTAL, OR CONSEQUENTIAL DAMAGES, INCLUDING WITHOUT LIMITATION, LOST REVENUES OR LOST PROFITS, WHICH MAY RESULT FROM THE USE OF THESE MATERIALS.

MACOM products are not intended for use in medical, lifesaving or life sustaining applications. MACOM customers using or selling MACOM products for use in such applications do so at their own risk and agree to fully indemnify MACOM for any damages resulting from such improper use or sale.