

## 1:4 Transmission Line Transformer 30 - 2500 MHz

Rev. V2

### Features

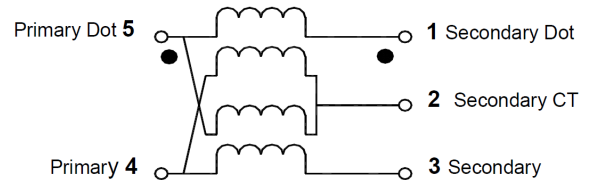
- Surface Mount Package
- 1:4 Impedance
- Wide Frequency Range
- RoHS Compliant, Lead Free
- Available on Tape and Reel



### Description

The MABA-010012-ES4302 is a RoHS compliant 1:4 RF transmission line step-up transformer in a surface mount package. Ideally suited for high volume cellular and wireless applications. Typical applications include single to balanced mode conversion and impedance matching.

### Schematic



### Pin Configuration

Pin No.	Function
1	Secondary Dot
2	Secondary CT
3	Secondary
4	Primary
5	Primary Dot

### Electrical Specifications: Freq. = 30 - 2500 MHz, T<sub>A</sub> = 25°C, Z<sub>0</sub> = 50 Ω, P<sub>IN</sub> = 0 dBm

Parameter	Test Conditions	Units	Min.	Typ.	Max.
Insertion Loss	30 - 150 MHz	dB	—	2.0	3.0
	150 - 1000 MHz			1.0	2.0
	1000 - 2000 MHz			2.5	3.0
	2000 - 2500 MHz			2.0	4.0
Amplitude Balance	30 - 150 MHz	dB	—	0.3	0.5
	1000 - 2000 MHz			0.8	1.5
	2000 - 2500 MHz			1.0	2.0
Phase Balance	30 - 150 MHz	°	—	1	2
	1000 - 2000 MHz			5	8
	2000 - 2500 MHz			8	13

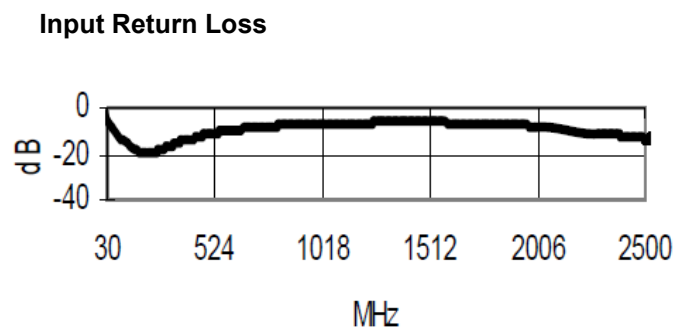
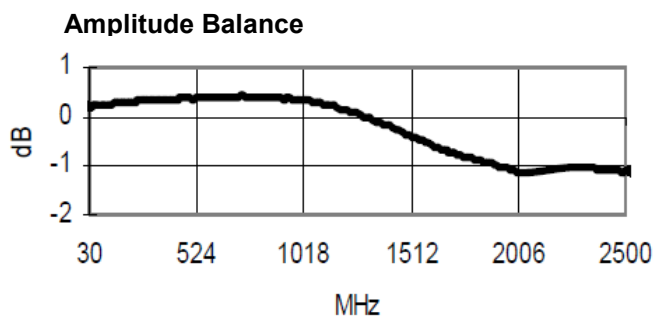
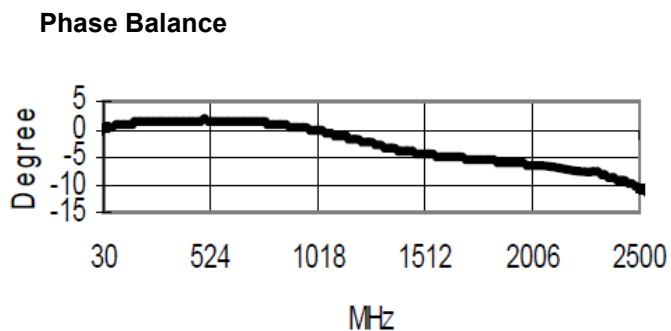
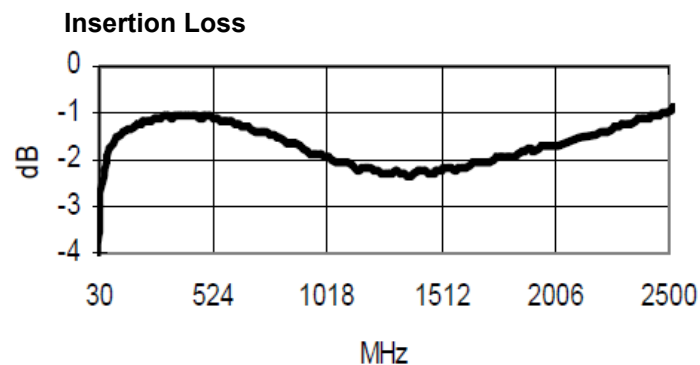
### Ordering Information

Parameter	Package
MABA-010012-ES4302	2000 piece reel

### Absolute Maximum Ratings

Parameter	Absolute Maximum
RF Power	250 mW
DC Current	50 mA
Operating Temperature	-40°C to +85°C
Storage Temperature	-55°C to +125°C

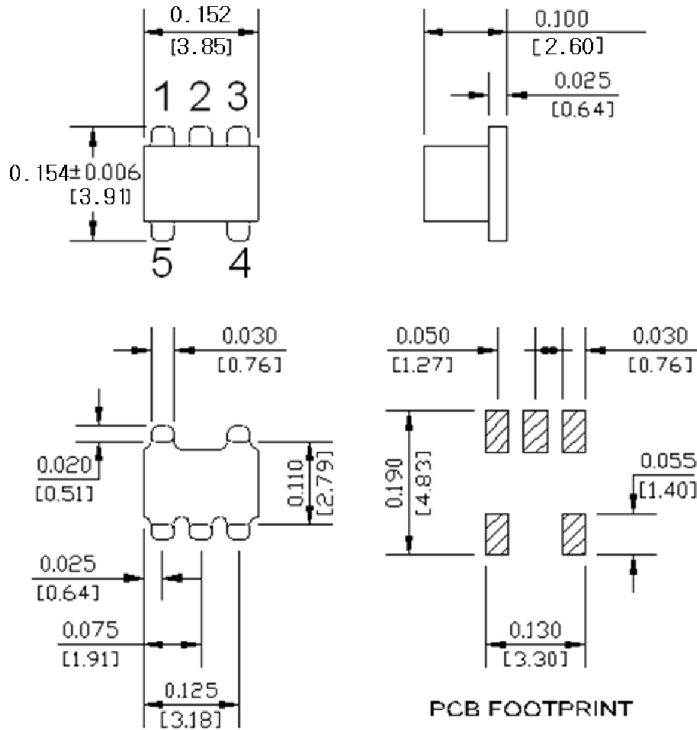
Typical Performance:  $T_A = 25^\circ\text{C}$ ,  $Z_0 = 50 \Omega$ ,  $P_{IN} = 0 \text{ dBm}$



## 1:4 Transmission Line Transformer 30 - 2500 MHz

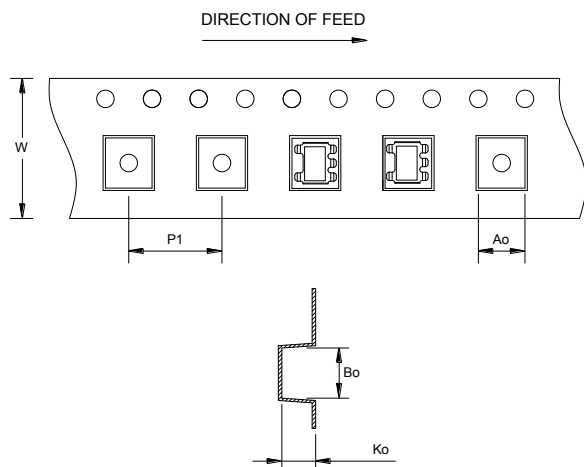
Rev. V2

### Case Style SM-22



Dimensions are inches (millimeters) ±0.015 (0.38) unless otherwise specified.  
Drawing not to scale.

### Tape & Reel Information



### Dimensions

Item	Dimension (mm)
A <sub>o</sub>	4.00 +/-0.1
B <sub>o</sub>	4.30 +/-0.1
K <sub>o</sub>	2.90 +/-0.1
W	12.00 +/-0.3
P1	8.00 +/-0.1

MACOM Technology Solutions Inc. All rights reserved.

Information in this document is provided in connection with MACOM Technology Solutions Inc ("MACOM") products. These materials are provided by MACOM as a service to its customers and may be used for informational purposes only. Except as provided in MACOM's Terms and Conditions of Sale for such products or in any separate agreement related to this document, MACOM assumes no liability whatsoever. MACOM assumes no responsibility for errors or omissions in these materials. MACOM may make changes to specifications and product descriptions at any time, without notice. MACOM makes no commitment to update the information and shall have no responsibility whatsoever for conflicts or incompatibilities arising from future changes to its specifications and product descriptions. No license, express or implied, by estoppel or otherwise, to any intellectual property rights is granted by this document.

THESE MATERIALS ARE PROVIDED "AS IS" WITHOUT WARRANTY OF ANY KIND, EITHER EXPRESS OR IMPLIED, RELATING TO SALE AND/OR USE OF MACOM PRODUCTS INCLUDING LIABILITY OR WARRANTIES RELATING TO FITNESS FOR A PARTICULAR PURPOSE, CONSEQUENTIAL OR INCIDENTAL DAMAGES, MERCHANTABILITY, OR INFRINGEMENT OF ANY PATENT, COPYRIGHT OR OTHER INTELLECTUAL PROPERTY RIGHT. MACOM FURTHER DOES NOT WARRANT THE ACCURACY OR COMPLETENESS OF THE INFORMATION, TEXT, GRAPHICS OR OTHER ITEMS CONTAINED WITHIN THESE MATERIALS. MACOM SHALL NOT BE LIABLE FOR ANY SPECIAL, INDIRECT, INCIDENTAL, OR CONSEQUENTIAL DAMAGES, INCLUDING WITHOUT LIMITATION, LOST REVENUES OR LOST PROFITS, WHICH MAY RESULT FROM THE USE OF THESE MATERIALS.

MACOM products are not intended for use in medical, lifesaving or life sustaining applications. MACOM customers using or selling MACOM products for use in such applications do so at their own risk and agree to fully indemnify MACOM for any damages resulting from such improper use or sale.