

Features


- 1:1 Impedance Ratio
- Surface Mount Package
- 260°C Reflow Compatible
- RoHS* Compliant Version of the ET1-1-SM1

Description

The MABA-009126-ET11SM is a RoHS Compliant 1:1 RF transformer in a surface mount package. Typical applications include single to balanced mode conversion and impedance matching.

The MABA-009126-ET11SM is available in a SM-1 surface mount package and is designed to be utilized in both RoHS and standard reflow profiles. Parts are packaged in tape & reel.

Schematic



Pin Configuration

Pin #	Function
1	Secondary
2,5	Not Connected
3	Secondary Dot
4	Primary Dot
6	Primary

Electrical Specifications: Freq. = 0.3 - 400 MHz, T_A = 25°C, Z₀ = 50 Ω, P_{IN} = 0 dBm

Parameter	Frequency	Units	Min.	Typ.	Max.
Insertion Loss	2 - 50 MHz	dB	—	0.6	1.0
	0.6 - 250 MHz			1.0	2.0
	0.3 - 400 MHz			1.5	3.0

Ordering Information

Part #	Description
MABA-009126-ET11SM	900 piece reel

Reference Application Note **M513** for reel size information.

Absolute Maximum Ratings

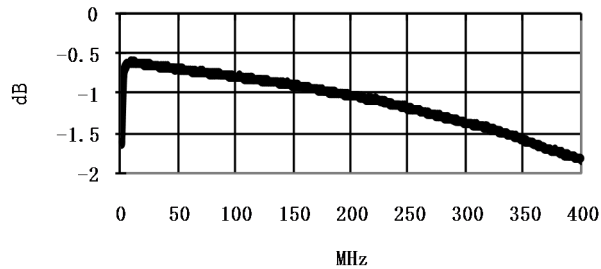
Parameter	Absolute Maximum
RF Power	250 mW
DC Current	240 mA
Operating Temperature	-40°C to +85°C
Storage Temperature	-55°C to +125°C

1:1 E-Series RF Transformer 0.3 - 400 MHz

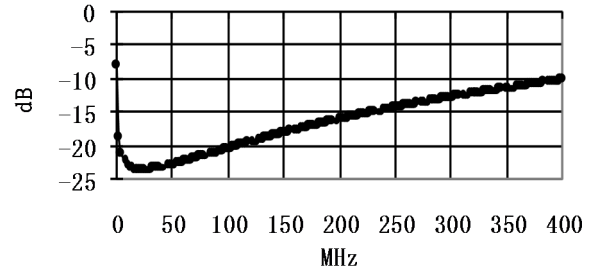
Rev. V3

Typical Performance Curves: $T_A = 25^\circ\text{C}$, $Z_0 = 50 \Omega$, $P_{IN} = 0 \text{ dBm}$

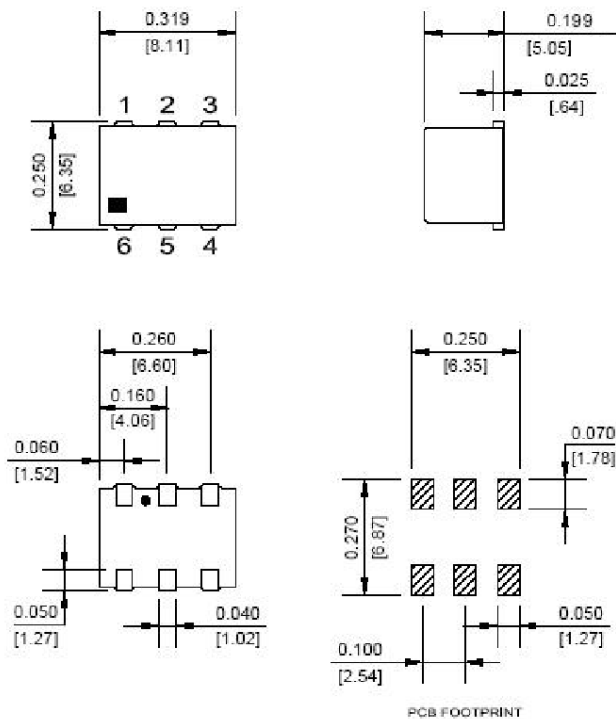
Insertion Loss



Return Loss



Outline Drawing (SM-1)



Component Package Orientation



Dimensions in inches [mm] Tolerance: .xx ± .02, .xxx ± .010, unless otherwise stated

MACOM Technology Solutions Inc. All rights reserved.

Information in this document is provided in connection with MACOM Technology Solutions Inc ("MACOM") products. These materials are provided by MACOM as a service to its customers and may be used for informational purposes only. Except as provided in MACOM's Terms and Conditions of Sale for such products or in any separate agreement related to this document, MACOM assumes no liability whatsoever. MACOM assumes no responsibility for errors or omissions in these materials. MACOM may make changes to specifications and product descriptions at any time, without notice. MACOM makes no commitment to update the information and shall have no responsibility whatsoever for conflicts or incompatibilities arising from future changes to its specifications and product descriptions. No license, express or implied, by estoppel or otherwise, to any intellectual property rights is granted by this document.

THESE MATERIALS ARE PROVIDED "AS IS" WITHOUT WARRANTY OF ANY KIND, EITHER EXPRESS OR IMPLIED, RELATING TO SALE AND/OR USE OF MACOM PRODUCTS INCLUDING LIABILITY OR WARRANTIES RELATING TO FITNESS FOR A PARTICULAR PURPOSE, CONSEQUENTIAL OR INCIDENTAL DAMAGES, MERCHANTABILITY, OR INFRINGEMENT OF ANY PATENT, COPYRIGHT OR OTHER INTELLECTUAL PROPERTY RIGHT. MACOM FURTHER DOES NOT WARRANT THE ACCURACY OR COMPLETENESS OF THE INFORMATION, TEXT, GRAPHICS OR OTHER ITEMS CONTAINED WITHIN THESE MATERIALS. MACOM SHALL NOT BE LIABLE FOR ANY SPECIAL, INDIRECT, INCIDENTAL, OR CONSEQUENTIAL DAMAGES, INCLUDING WITHOUT LIMITATION, LOST REVENUES OR LOST PROFITS, WHICH MAY RESULT FROM THE USE OF THESE MATERIALS.

MACOM products are not intended for use in medical, lifesaving or life sustaining applications. MACOM customers using or selling MACOM products for use in such applications do so at their own risk and agree to fully indemnify MACOM for any damages resulting from such improper use or sale.