

ETC1-1T-5

E-Series RF 1:1 Transformer 2– 500 MHz

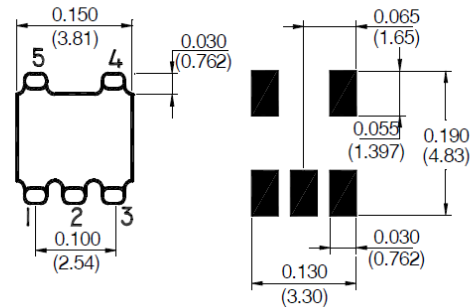
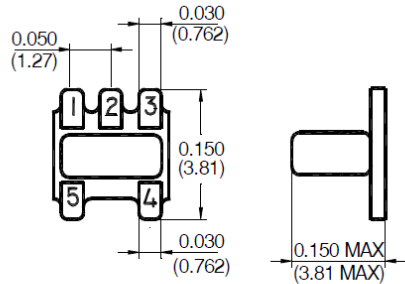
Rev. V3

Features

- Surface Mount
- 1:1 Impedance Ratio

Description

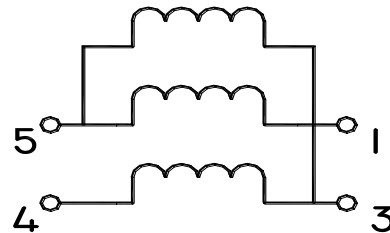
M/A-COM's ETC1-1T-5 is a 1:1 RF transformer in a low cost, surface mount package. Ideally suited for high volume cellular wireless applications. Typical applications include single to balanced mode conversion and impedance matching.



Ordering Information^{1,2}

Part Number	Package
ETC1-1T-5TR	Tape and Reel (2000 pieces Reel)

Functional Schematic



Pin Configuration³

Function	Pin No.
Secondary Dot	3
Secondary CT	—
Secondary	1
Primary	5
Primary Dot	4
Primary CT	—
Not Connected	2

Electrical Specifications @25°C

Parameter	Units	Typical	Minimum	Maximum
Frequency Range 2 - 500	MHz	—	—	—
Insertion Loss (f _L - f _U)				
2 - 500 MHz	dB	—	—	2.0
2 - 300 MHz	dB	—	—	1.0
Amplitude Imbalance				
2 - 300 MHz	dB	—	—	0.3
2 - 500 MHz	dB	—	—	0.6
Phase Imbalance				
2 - 300 MHz	°	—	—	2.0°
2 - 500 MHz	°	—	—	5.0°

Absolute Maximum Ratings

Parameter	Absolute Maximum
RF Power	250 mW
DC Current	30 mA
Operating Temperature	-40°C to +85°C
Storage Temperature	-40°C to +85°C

Tape & Reel information

Parameter	Units	Value
Qty per reel	-	2000
Reel Size	mm	330
Tape Width (W)	mm	12.0
Pitch (P1)	mm	8.0
A ₀	mm	4.0
B ₀	mm	4.0
K ₀	mm	2.9
Orientation	-	F5

Reference Application note ANI-019 for orientation

M/A-COM Technology Solutions Inc. All rights reserved.

Information in this document is provided in connection with M/A-COM Technology Solutions Inc ("MACOM") products. These materials are provided by MACOM as a service to its customers and may be used for informational purposes only. Except as provided in MACOM's Terms and Conditions of Sale for such products or in any separate agreement related to this document, MACOM assumes no liability whatsoever. MACOM assumes no responsibility for errors or omissions in these materials. MACOM may make changes to specifications and product descriptions at any time, without notice. MACOM makes no commitment to update the information and shall have no responsibility whatsoever for conflicts or incompatibilities arising from future changes to its specifications and product descriptions. No license, express or implied, by estoppel or otherwise, to any intellectual property rights is granted by this document.

THESE MATERIALS ARE PROVIDED "AS IS" WITHOUT WARRANTY OF ANY KIND, EITHER EXPRESS OR IMPLIED, RELATING TO SALE AND/OR USE OF MACOM PRODUCTS INCLUDING LIABILITY OR WARRANTIES RELATING TO FITNESS FOR A PARTICULAR PURPOSE, CONSEQUENTIAL OR INCIDENTAL DAMAGES, MERCHANTABILITY, OR INFRINGEMENT OF ANY PATENT, COPYRIGHT OR OTHER INTELLECTUAL PROPERTY RIGHT. MACOM FURTHER DOES NOT WARRANT THE ACCURACY OR COMPLETENESS OF THE INFORMATION, TEXT, GRAPHICS OR OTHER ITEMS CONTAINED WITHIN THESE MATERIALS. MACOM SHALL NOT BE LIABLE FOR ANY SPECIAL, INDIRECT, INCIDENTAL, OR CONSEQUENTIAL DAMAGES, INCLUDING WITHOUT LIMITATION, LOST REVENUES OR LOST PROFITS, WHICH MAY RESULT FROM THE USE OF THESE MATERIALS.

MACOM products are not intended for use in medical, lifesaving or life sustaining applications. MACOM customers using or selling MACOM products for use in such applications do so at their own risk and agree to fully indemnify MACOM for any damages resulting from such improper use or sale.