

Wide Band Termination Insensitive Mixer

Rev. V2


Features

- LO 50 TO 4800 MHz
- RF 50 TO 4800 MHz
- IF 50 TO 3000 MHz
- LO DRIVE +10 dBm (NOMINAL)
- HIGH INTERCEPT +18 dBm (TYP.)

Description

The CSM5T is a termination insensitive mixer, designed for use in military, wireless, and test equipment applications. The design utilizes Schottky bridge quad diodes, broadband ferrite baluns and internal loads to provide excellent performance without degradation due to external VSWR mismatches. The use of high temperature solder and welded assembly processes used internally makes it ideal for use in semi-automated and automated assembly. Environmental screening available to MIL-STD-883, MIL-STD-202, or MIL-DTL-28837, consult factory.

Product Image



Ordering Information

Part Number	Package
CSM5T	Surface Mount

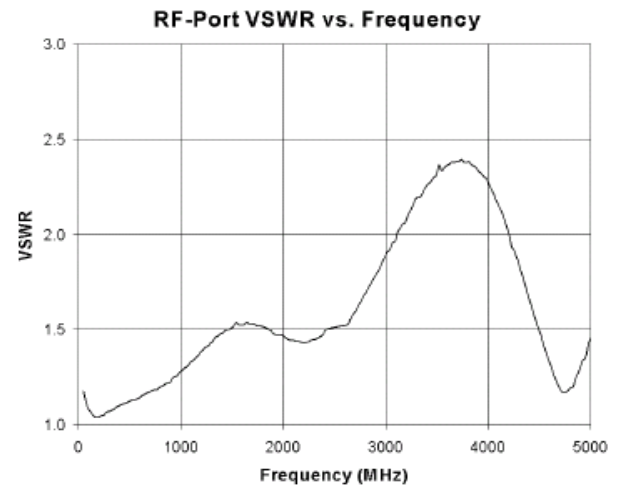
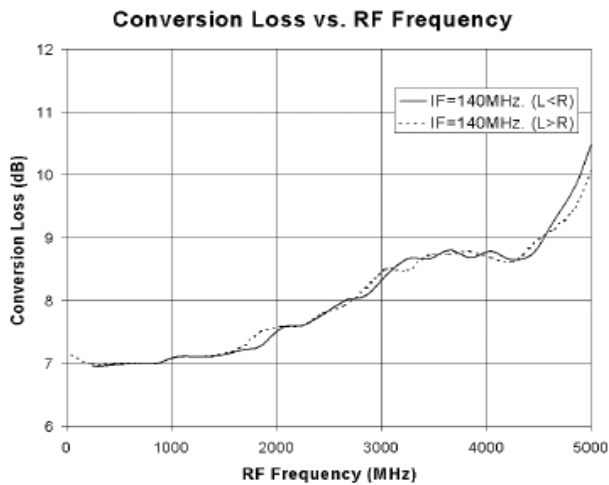
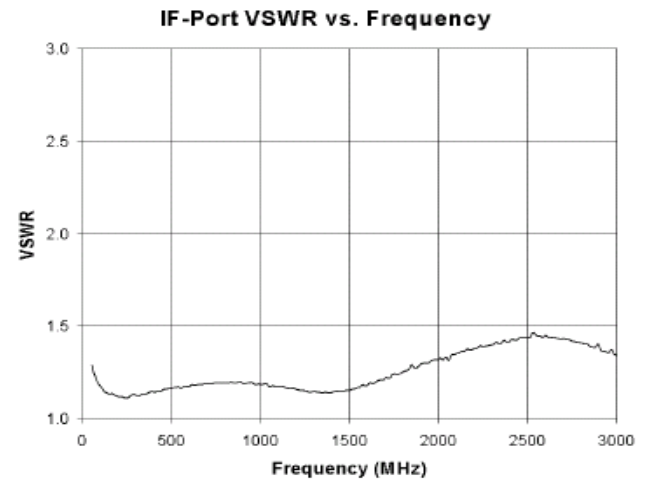
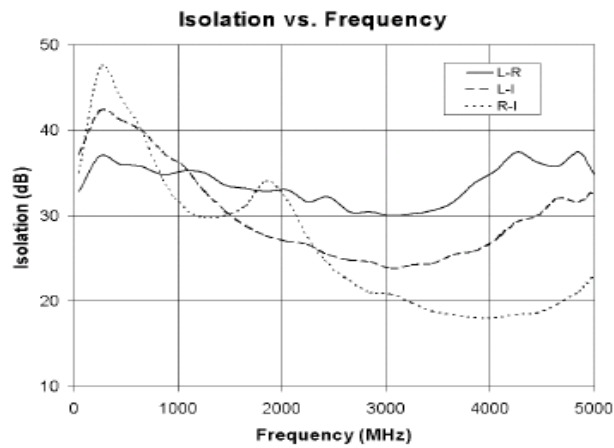
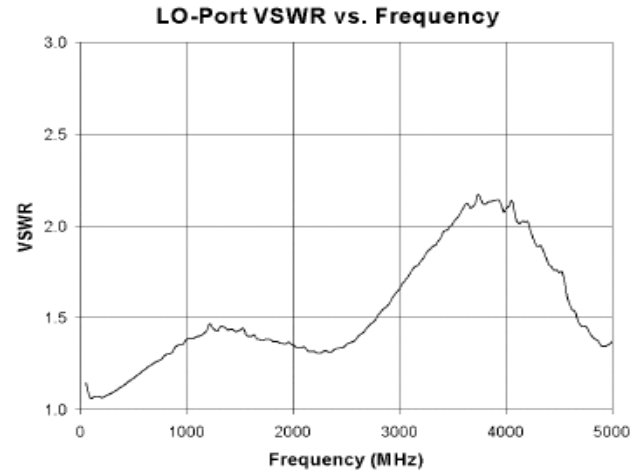
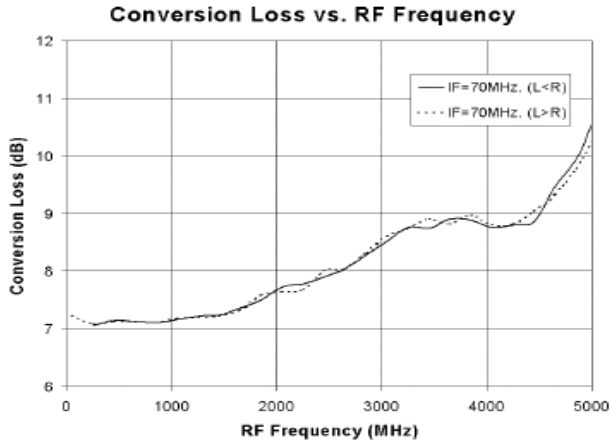
Electrical Specifications: $Z_0 = 50\Omega$ $Lo = +10$ dBm (Downconverter application only)

Parameter	Test Conditions	Units	Typical	Guaranteed	
				+25°C	-40° to +85°C
SSB Conversion Loss (max) & SSB Noise Figure (max)	fR = 0.05 to 1.5 GHz, fL = 0.05 to 1.5 GHz, fl = 0.05 to 1.5 GHz	dB	7.2	8.5	9.0
	fR = 1.5 to 3.0 GHz, fL = 1.5 to 3.0 GHz, fl = 0.05 to 3.0 GHz	dB	8.0	9.3	9.8
	fR = 3.0 to 4.8 GHz, fL = 3.0 to 4.8 GHz, fl = 0.05 to 3.0 GHz	dB	8.8	11.5	12.0
L - R Isolation (min)	fL = 0.05 to 1.0 GHz	dB	35	25	23
	fL = 1.0 to 4.8 GHz	dB	32	23	21
L - I Isolation (min)	fL = 0.05 to 1.0 GHz	dB	40	32	30
	fL = 1.0 to 4.8 GHz	dB	35	22	20
R - I Isolation (min)	fR = 0.05 to 2.0 GHz	dB	30		
	fR = 2.0 to 4.8 GHz	dB	20		
1 dB Conversion Comp.	fL = +10 dBm	dBm	+7		
Input IP3	fL = 0.5 to 4.8 GHz, fl = 0.05 to 2.5 GHz, fR = 0.5 to 4.8 GHz	dBm	+18		
R-Port VSWR	fR = 0.05 to 4.8 GHz		2.0:1		
L-Port VSWR	fL = 0.05 to 4.8 GHz		2.0:1		
I-Port VSWR	fl = 0.05 to 3.0 GHz		2.0:1		

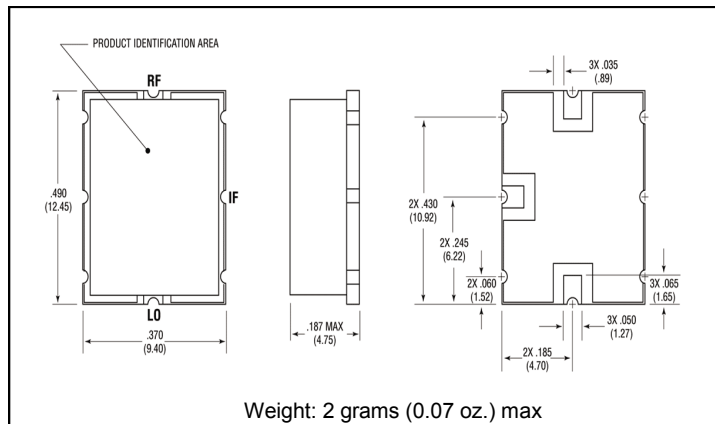
1

M/A-COM Technology Solutions Inc. (MACOM) and its affiliates reserve the right to make changes to the product(s) or information contained herein without notice. Visit www.macom.com for additional data sheets and product information.

Typical Performance Curves



Outline Drawing: Surface Mount *



* Dimensions are inches (millimeters) ± 0.015 (0.38) unless otherwise specified.

Absolute Maximum Ratings

Parameter	Absolute Maximum
Operating Temperature	-54°C to +85°C
Storage Temperature	-65°C to +100°C
Peak Input Power	+20 dBm max @ +25°C +17 dBm max @ +85°C
Peak Input Current	50 mA DC

M/A-COM Technology Solutions Inc. All rights reserved.

Information in this document is provided in connection with M/A-COM Technology Solutions Inc ("MACOM") products. These materials are provided by MACOM as a service to its customers and may be used for informational purposes only. Except as provided in MACOM's Terms and Conditions of Sale for such products or in any separate agreement related to this document, MACOM assumes no liability whatsoever. MACOM assumes no responsibility for errors or omissions in these materials. MACOM may make changes to specifications and product descriptions at any time, without notice. MACOM makes no commitment to update the information and shall have no responsibility whatsoever for conflicts or incompatibilities arising from future changes to its specifications and product descriptions. No license, express or implied, by estoppel or otherwise, to any intellectual property rights is granted by this document.

THESE MATERIALS ARE PROVIDED "AS IS" WITHOUT WARRANTY OF ANY KIND, EITHER EXPRESS OR IMPLIED, RELATING TO SALE AND/OR USE OF MACOM PRODUCTS INCLUDING LIABILITY OR WARRANTIES RELATING TO FITNESS FOR A PARTICULAR PURPOSE, CONSEQUENTIAL OR INCIDENTAL DAMAGES, MERCHANTABILITY, OR INFRINGEMENT OF ANY PATENT, COPYRIGHT OR OTHER INTELLECTUAL PROPERTY RIGHT. MACOM FURTHER DOES NOT WARRANT THE ACCURACY OR COMPLETENESS OF THE INFORMATION, TEXT, GRAPHICS OR OTHER ITEMS CONTAINED WITHIN THESE MATERIALS. MACOM SHALL NOT BE LIABLE FOR ANY SPECIAL, INDIRECT, INCIDENTAL, OR CONSEQUENTIAL DAMAGES, INCLUDING WITHOUT LIMITATION, LOST REVENUES OR LOST PROFITS, WHICH MAY RESULT FROM THE USE OF THESE MATERIALS.

MACOM products are not intended for use in medical, lifesaving or life sustaining applications. MACOM customers using or selling MACOM products for use in such applications do so at their own risk and agree to fully indemnify MACOM for any damages resulting from such improper use or sale.