

AM-184 / AMC-184



**Cascadable Thin Film Amplifier,
20 dB Gain, 10 - 2000 MHz**

Rev. V4

Features

- 20 dB High Gain
- 60 mA Maximum Low Power

Description

M/A-COM's AM-184 is a feedback amplifier with high intercept and compression points. This amplifier is packaged in a TO-8 package. Due to the internal power dissipation the thermal rise should be minimized. The ground plane on the PC board should be configured to remove heat from under the package. AM-184 is ideally suited for use where a high intercept, high reliability amplifier is required.

Ordering Information

Part Number	Package
AM-184 PIN ⁴	TO-8-1
AMC-184 SMA	Connectorized

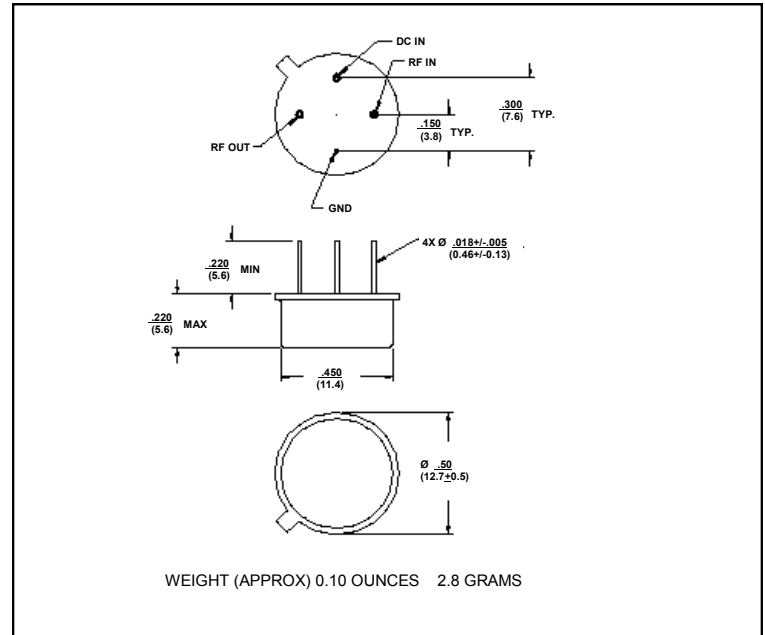
4. Mounting kit part number AU00071 required for PCB applications.

Absolute Maximum Ratings¹

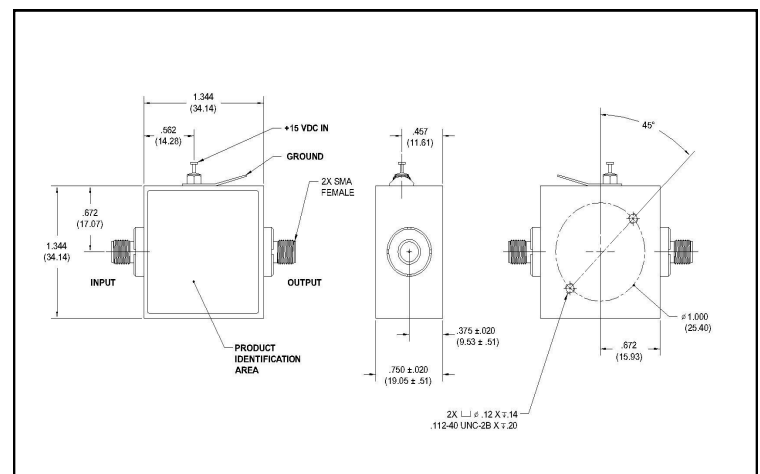
Parameter	Absolute Maximum
Max. Input Power	+13 dBm
Vbias	+15.75 V
Operating Temperature	-55°C to +85°C
Storage Temperature	-65°C to +125°C

1. Operation of this device above any one of these parameters may cause permanent damage.

Outline Drawing: TO-8-1*



Outline Drawing: SMA Connectorized*



* Dimensions are inches (millimeters) ±0.015 (0.38) unless otherwise specified.

Electrical Specifications: ^{2,3} T_A = -55°C to +85°C Case Temperature

Parameter	Test Conditions	Frequency	Units	Min.	Typ.	Max.
Gain	@+25°C	1000 MHz	dB	19.0	20.0	21.0
Frequency Response	—	10 - 2000 MHz	dB	—	—	±1.5
Gain Variation with Temperature	—	10 - 2000 MHz	dB	—	—	±1.5
1 dB Compression	Output Power	10 - 2000 MHz	dBm	+10	—	—
Noise Figure	—	10 - 2000 MHz	dB	—	—	6.0
Reverse Transmission	—	10 - 2000 MHz	dB	—	-30	-27
VSWR	—	10 - 2000 MHz	Ratio	—	—	2.0:1
Output IP ₂	Two-Tone inputs up to 0 dBm	10 - 2000 MHz	dBm	+30	—	—
Output IP ₃	Two-Tone inputs up to 0 dBm	10 - 2000 MHz	dBm	+20	—	—
Vbias	—	—	VDC	+14.5	+15.0	+15.5
Ibias	Vbias = +15.0 VDC	—	mA	—	52	60
Power Dissipation	@ +15 V Bias	—	mW	—	780	—

2. All specifications apply when operated at +15 VDC, with 50 ohms source and load impedance.

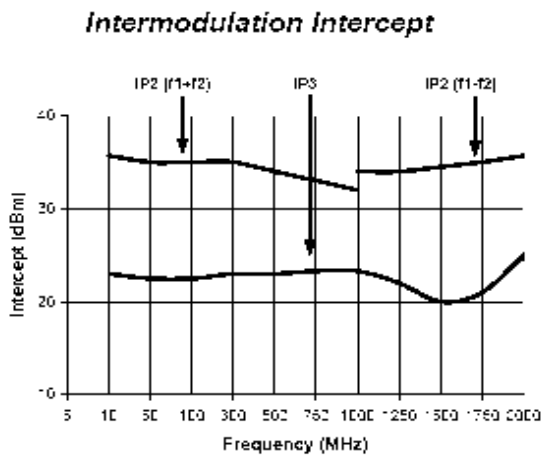
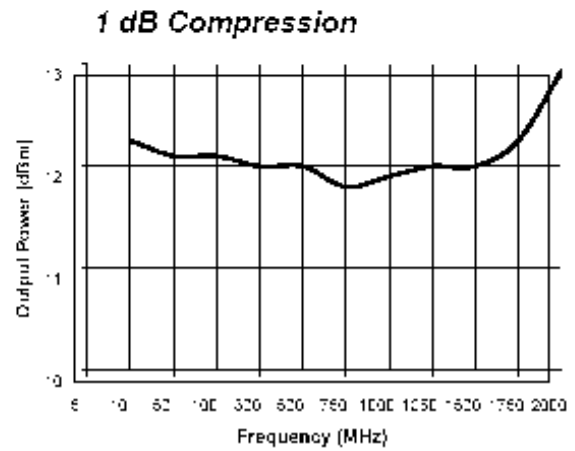
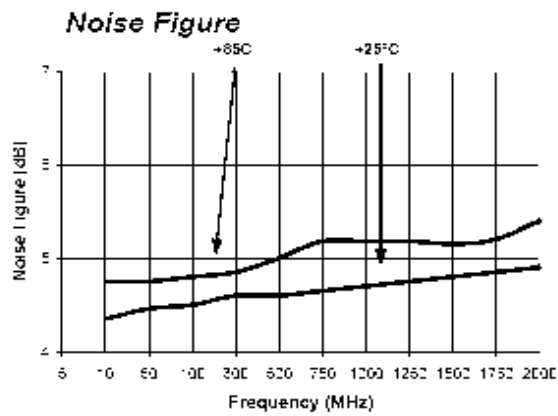
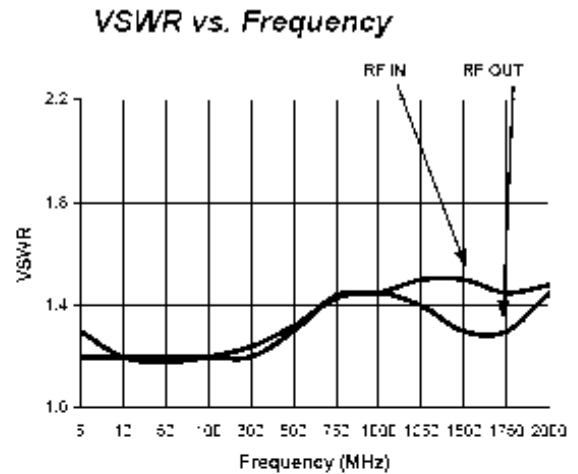
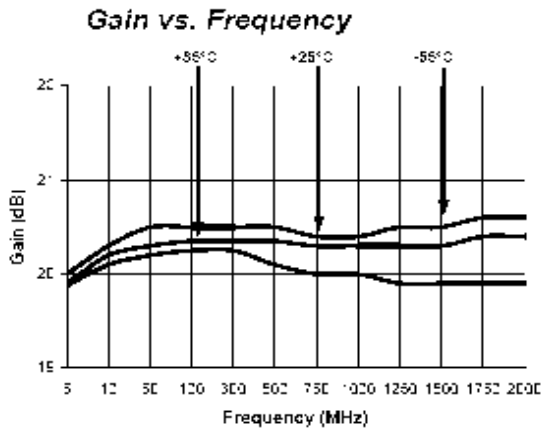
3. Heat Sinking: Operation at case temperature above 95°C is not recommended. Heat sinking adequate to dissipate 1.0 W must be provided in use.

S-Parameter Data

Frequency (MHz)	S11 MAG/ANG	S21 MAG/ANG	S12 MAG/ANG	S22 MAG/ANG
10	0.13/-171.5	10.33/6.2	0.03/4.5	0.10/80.7
20	0.12/-175.9	10.18/0.3	0.03/2.8	0.08/47.2
40	0.12/174.6	10.48/-4.6	0.03/1.4	0.08/7.2
100	0.12/165.0	10.51/-15.7	0.03/-1.8	0.06/-38.9
200	0.12/149.1	10.42/-32.4	0.03/-4.8	0.05/-76.4
500	0.12/105.1	10.13/-79.8	0.03/-12.1	0.10/-131.1
1000	0.12/9.8	9.60/-156.4	0.03/-27.2	0.12/173.5
1500	0.14/-99.8	9.53/126.5	0.02/-51.5	0.14/-89.3
2000	0.28/176.9	9.63/53.4	0.01/-75.0	0.30/-142.7

M/A-COM Technology Solutions Inc. (MACOM) and its affiliates reserve the right to make changes to the product(s) or information contained herein without notice. Visit www.macom.com for additional data sheets and product information.

Typical Performance Curves



M/A-COM Technology Solutions Inc. All rights reserved.

Information in this document is provided in connection with M/A-COM Technology Solutions Inc ("MACOM") products. These materials are provided by MACOM as a service to its customers and may be used for informational purposes only. Except as provided in MACOM's Terms and Conditions of Sale for such products or in any separate agreement related to this document, MACOM assumes no liability whatsoever. MACOM assumes no responsibility for errors or omissions in these materials. MACOM may make changes to specifications and product descriptions at any time, without notice. MACOM makes no commitment to update the information and shall have no responsibility whatsoever for conflicts or incompatibilities arising from future changes to its specifications and product descriptions. No license, express or implied, by estoppel or otherwise, to any intellectual property rights is granted by this document.

THESE MATERIALS ARE PROVIDED "AS IS" WITHOUT WARRANTY OF ANY KIND, EITHER EXPRESS OR IMPLIED, RELATING TO SALE AND/OR USE OF MACOM PRODUCTS INCLUDING LIABILITY OR WARRANTIES RELATING TO FITNESS FOR A PARTICULAR PURPOSE, CONSEQUENTIAL OR INCIDENTAL DAMAGES, MERCHANTABILITY, OR INFRINGEMENT OF ANY PATENT, COPYRIGHT OR OTHER INTELLECTUAL PROPERTY RIGHT. MACOM FURTHER DOES NOT WARRANT THE ACCURACY OR COMPLETENESS OF THE INFORMATION, TEXT, GRAPHICS OR OTHER ITEMS CONTAINED WITHIN THESE MATERIALS. MACOM SHALL NOT BE LIABLE FOR ANY SPECIAL, INDIRECT, INCIDENTAL, OR CONSEQUENTIAL DAMAGES, INCLUDING WITHOUT LIMITATION, LOST REVENUES OR LOST PROFITS, WHICH MAY RESULT FROM THE USE OF THESE MATERIALS.

MACOM products are not intended for use in medical, lifesaving or life sustaining applications. MACOM customers using or selling MACOM products for use in such applications do so at their own risk and agree to fully indemnify MACOM for any damages resulting from such improper use or sale.

4

M/A-COM Technology Solutions Inc. (MACOM) and its affiliates reserve the right to make changes to the product(s) or information contained herein without notice.
Visit www.macom.com for additional data sheets and product information.