

MA4ST079 thru MA4ST083 Series



Surface Mount Hyperabrupt Wide-Band Tuning Varactors

Rev. V6

Features

- Low Cost
- Very High Capacitance Ratio from 1 to 8 Volts
- Surface Mount Package
- High Quality Factor
- Useful for Battery Applications
- SPC Monitored Ion Implantation for Excellent C-V Repeatability
- Singles and Common Cathode Pairs
- Available in Tape and Reel
- Lead-Free (RoHs Compliant) equivalents available with 260°C reflow compatibility

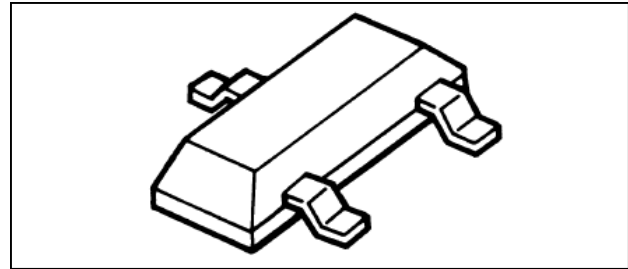
Description

The MA4ST079 through MA4ST083 series of silicon hyperabrupt junction tuning varactors is produced with ion implantation and advanced epitaxial growth techniques. These diodes have thermal oxide passivation, and feature very high capacitance ratio and quality factor. They are well suited for use from the sub-HF through UHF frequency range. The standard capacitance tolerance is $\pm 10\%$, with tighter tolerances available. Capacitance matching at one or more bias voltages is also available. These diodes are offered with standard Sn/Pb plating, as well as 100% matte Sn plating on our RoHs compliant equivalent devices.

Applications

The MA4ST079 through MA4ST083 series of hyperabrupt junction tuning varactors is suggested for usage where a large frequency change is required with only a small change in tuning voltage. This series is appropriate for usage in wide band voltage-controlled oscillators and voltage controlled filters which require the largest rate of change of capacitance with voltage. The large change in capacitance from 1 to 8 volts makes them very attractive for battery operated or other systems with limited available control voltage. The MA4ST079 through MA4ST083 family can be used in VCOs and VTFs from approximately 100 KHz through the UHF frequency band.

SOT-23

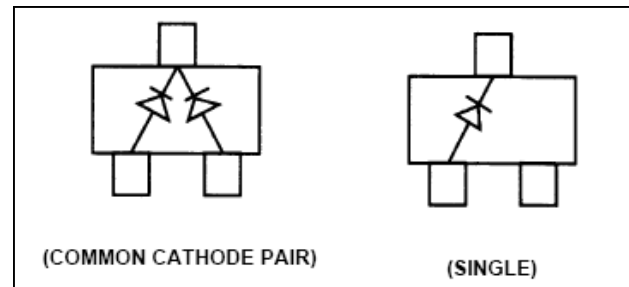


Absolute Maximum Ratings ^{1,2} @ T_A=+25 °C (Unless Otherwise Noted)

Parameter	Absolute Maximum
Reverse Voltage	12 V
Forward Current	50 mA
Power Dissipation	50mW @25°C
Operating Temperature	-65 °C to +125 °C
Storage Temperature	-65 °C to +125 °C

1. Operation of this device above any one of these parameters may cause permanent damage.
2. Please refer to application note M538 for surface mounting instructions

Configurations



Ordering Information

Part Number	RoHs Compliant Part Number ³
MA4ST079	MAVR-000079-XXXXXX
MA4ST080	MAVR-000080-XXXXXX
MA4ST081	MAVR-000081-XXXXXX
MA4ST082	MAVR-000082-XXXXXX
MA4ST083	MAVR-000083-XXXXXX

3. Suffix refers to package style, configuration and packaging requirements. See electrical specification for complete part number offerings

Specifications are subject to change without prior notification

ADVANCED: Data Sheets contain information regarding a product M/A-COM Technology Solutions is considering for development. Performance is based on target specifications, simulated results, and/or prototype measurements. Commitment to develop is not guaranteed.

PRELIMINARY: Data Sheets contain information regarding a product M/A-COM Technology Solutions has under development. Performance is based on engineering tests. Specifications are typical. Mechanical outline has been fixed. Engineering samples and/or test data may be available. Commitment to produce in volume is not guaranteed.

- **North America** Tel: 800.366.2266 / Fax: 978.366.2266
 - **Europe** Tel: 44.1908.574.200 / Fax: 44.1908.574.300
 - **Asia/Pacific** Tel: 81.44.844.8296 / Fax: 81.44.844.8298
- Visit www.macomtech.com for additional data sheets and product information.

M/A-COM Technology Solutions Inc. and its affiliates reserve the right to make changes to the product(s) or information contained herein without notice.

MA4ST079 thru MA4ST083 Series



Surface Mount Hyperabrupt Wide-Band Tuning Varactors

Rev. V6

Electrical Specifications @ $T_A = +25\text{ }^\circ\text{C}$

Breakdown Voltage @ $I_R = 10\mu\text{A}$, $V_b = 12\text{ V}$ Minimum

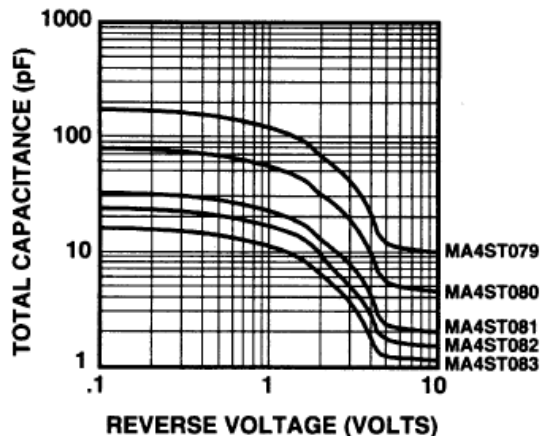
Reverse Leakage Current @ $V_R = 10\text{V}$, $I_R = 100\text{ nA}$ Maximum

Temperature Coefficient of Capacitance @ $V_R = 8\text{ Volts}$, $TCC = 400\text{ppm}/^\circ\text{C}$ Typical

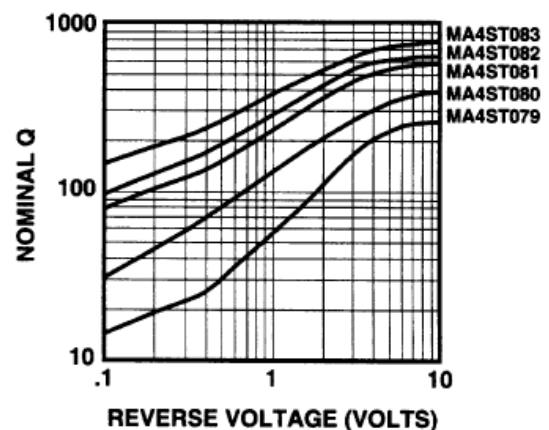
Part Number Base ¹	RoHS Compliant Part No. Base ¹	Ct (pF) ²					Typ. Capacitance Ratio C_{t1V}/C_{t8V}	Typical Q
		$V_R = 1\text{ V}$ $f = 1\text{ MHz}$	$V_R = 2.5\text{ V}$ $f = 1\text{ MHz}$		$V_R = 4\text{ V}$ $f = 1\text{ MHz}$	$V_R = 8\text{ V}$ $f = 1\text{ MHz}$		
		Min.	Min.	Max.	Max.	Max.	Typ.	Typ.
MA4ST079CK-287T	MAVR-000079-0287FT	87.4	48.7	59.5	27.3	11.8	9.1	80
MA4ST080-287T	MAVR-000080-0287AT	40.0	22.3	27.3	13.1	5.5	8.9	150
MA4ST080CK-287T	MAVR-000080-0287FT	40.0	22.3	27.3	13.1	5.5	8.9	150
MA4ST081-287T	MAVR-000081-0287AT	16.2	9.1	11.1	5.2	2.4	8.5	300
MA4ST081CK-287T	MAVR-000081-0287FT	16.2	9.1	11.1	5.2	2.4	8.5	300
MA4ST082-287T	MAVR-000082-0287AT	11.5	6.6	8.0	3.8	1.8	8.2	350
MA4ST082CK-287T	-	11.5	6.6	8.0	3.8	1.8	8.2	350
MA4ST083-287T	MAVR-000083-0287AT	7.9	4.5	5.5	2.6	1.3	7.8	450
MA4ST083CK-287T	MAVR-000083-0287FT	7.9	4.5	5.5	2.6	1.3	7.8	450

Typical Performance Curves ³

Total Capacitance vs. Reverse Voltage



Nominal vs. Reverse Voltage



1. The prefix defines package style, configuration and packaging information. Contact representative for complete part identification.
2. Capacitance @ 1 MHz
3. Performance curves also reflect that of the RoHS equivalent part

2 Specifications are subject to change without prior notification

ADVANCED: Data Sheets contain information regarding a product M/A-COM Technology Solutions is considering for development. Performance is based on target specifications, simulated results, and/or prototype measurements. Commitment to develop is not guaranteed.

PRELIMINARY: Data Sheets contain information regarding a product M/A-COM Technology Solutions has under development. Performance is based on engineering tests. Specifications are typical. Mechanical outline has been fixed. Engineering samples and/or test data may be available. Commitment to produce in volume is not guaranteed.

- **North America** Tel: 800.366.2266 / Fax: 978.366.2266
- **Europe** Tel: 44.1908.574.200 / Fax: 44.1908.574.300
- **Asia/Pacific** Tel: 81.44.844.8296 / Fax: 81.44.844.8298

Visit www.macomtech.com for additional data sheets and product information.

M/A-COM Technology Solutions Inc. and its affiliates reserve the right to make changes to the product(s) or information contained herein without notice.

MA4ST079 thru MA4ST083 Series

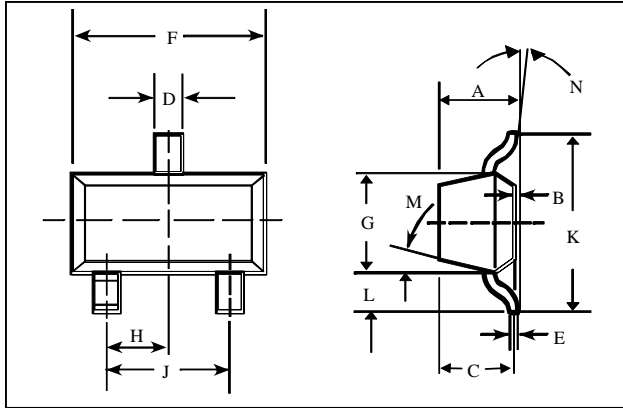


Surface Mount Hyperabrupt Wide-Band Tuning Varactors

Rev. V6

Case Styles

SOT-23 (Case Style 287)



SOT-23 (Case Style 287)

DIM.	INCHES		MILLIMETERS	
	MIN.	MAX.	MIN.	MAX.
A	—	0.048	—	1.22
B	—	0.008	—	0.20
C	—	0.040	—	1.00
D	0.013	0.020	0.35	0.50
E	0.003	0.006	0.08	0.15
F	0.110	0.119	2.80	3.00
G	0.047	0.056	1.20	1.40
H	0.037 typical		0.95 typical	
J	0.075 typical		1.90 typical	
K	—	0.103	—	2.60
L	—	0.024	—	0.60
DIM.	GRADIENT			
M	10° max.			
N	2° .. .30°			

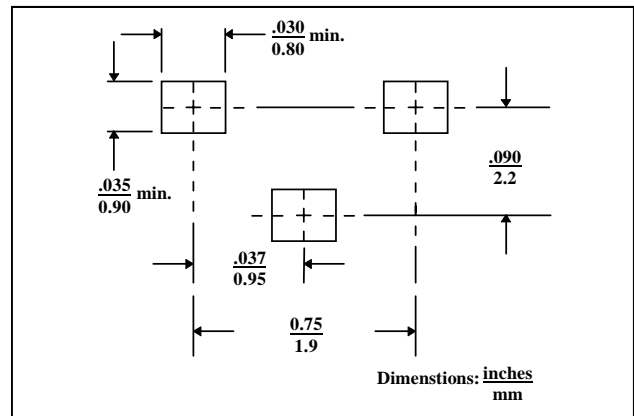
Mounting Information

The illustration indicates the recommended mounting pad configuration for the SOT-23 package. Solder paste containing flux should be screened onto the pads to a thickness of 0.005- 0.007 inches. The plastic package is placed in position, firmly adhering to the solder paste.

Permanent attachment is performed by a reflow soldering procedure during which the tab temperature does not exceed +275 °C and the body temperature does not exceed +250 °C, for standard models and +260 °C for the RoHS compliant devices.

Please refer to Application Note M538 for surface mounting instructions.

SOT-23



Specifications are subject to change without prior notification

ADVANCED: Data Sheets contain information regarding a product M/A-COM Technology Solutions is considering for development. Performance is based on target specifications, simulated results, and/or prototype measurements. Commitment to develop is not guaranteed.
PRELIMINARY: Data Sheets contain information regarding a product M/A-COM Technology Solutions has under development. Performance is based on engineering tests. Specifications are typical. Mechanical outline has been fixed. Engineering samples and/or test data may be available. Commitment to produce in volume is not guaranteed.

- **North America** Tel: 800.366.2266 / Fax: 978.366.2266
 - **Europe** Tel: 44.1908.574.200 / Fax: 44.1908.574.300
 - **Asia/Pacific** Tel: 81.44.844.8296 / Fax: 81.44.844.8298
- Visit www.macomtech.com for additional data sheets and product information.

M/A-COM Technology Solutions Inc. and its affiliates reserve the right to make changes to the product(s) or information contained herein without notice.