

### Features

- Designed for High Volume, Low Cost Detector Applications
- Available in Single and Series Pair Configurations
- Small Profile Surface Mount Packages
- Tape and Reel Deliverable
- RoHS\* Compliant with 260°C Reflow Capability

### Description and Applications

The MA4E2200 series are silicon zero bias P-type detector diodes assembled in low cost surface mount plastic packages. They are designed for usage in a wide variety of detector applications.

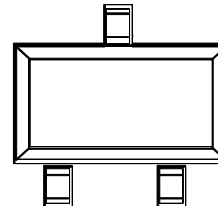
The MA4E2200 series of zero bias detector diodes are available in series pair configurations in the SOT-23 (case style 287) and are also available in a single configuration in the SOD-323 (case style 1141) and the SC-79 (1279).

The part number consists of the base number MA4E2200, followed by the wiring configuration (A, B, D), the package style (287, 1141) and a "T" for tape and reel. The SC-79 part number is MADS-002200-12790T.


The small diode package size and moderate parasitics make these parts ideal for low leakage limiters and RF temperature compensated envelope detectors for RF ID tags applications up to 4 GHz.

### Package Outlines

SOT-23 (287)



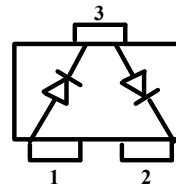
SOD-323 (1141)



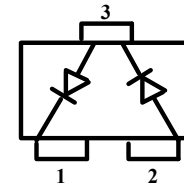
SC-79 (1279)



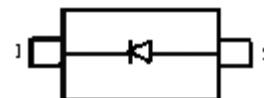
### Configurations (Top View)



Series Pair  
MA4E2200B1-287T



Reverse Series Pair  
MA4E2200D1-287T



Single  
MA4E2200A1-1141T  
MADS-002200-12790T

### Ordering Information

Part Number	Package Style
MA4E2200A1-1141T	SOD-323
MA4E2200B1-287T	SOT-23
MA4E2200D1-287T	SOT-23
MADS-002200-12790T	SC-79

\* Restrictions on Hazardous Substances, European Union Directive 2011/65/EU.

### Electrical Specifications @ +25°C

Parameter	Condition	Specification
Reverse Voltage Breakdown ( $V_B$ )	$I_R = 100 \mu A$	1.5 V min.
Forward Voltage ( $V_F$ )	$I_F = 1 \text{ mA}$ $I_F = 10 \text{ mA}$	60 - 120 mV max. 150 - 220 mV max.
Delta Forward Voltage ( $\Delta V_F$ )	$I_F = 1 \text{ mA}$	10 mV max.
Total Capacitance ( $C_T$ )	$V_R = 0.15 \text{ V}$	0.25 pF typ.
Video Resistance ( $R_V$ )	—	7000 $\Omega$ typ.

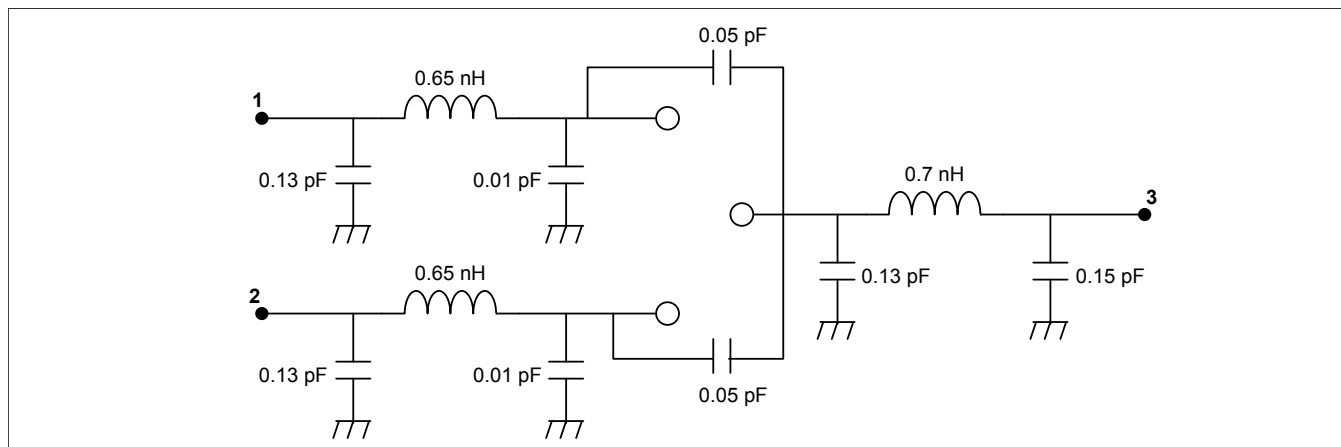
### Maximum Ratings @ 25°C (unless otherwise specified)<sup>1,2</sup>

Parameter	Values
CW RF Incident Power	75 mW
Reverse Voltage	1.5 V
Junction Temperature	+175°C
Operating Temperature	-65°C to +125°C
Storage Temperature	-65°C to +150°C

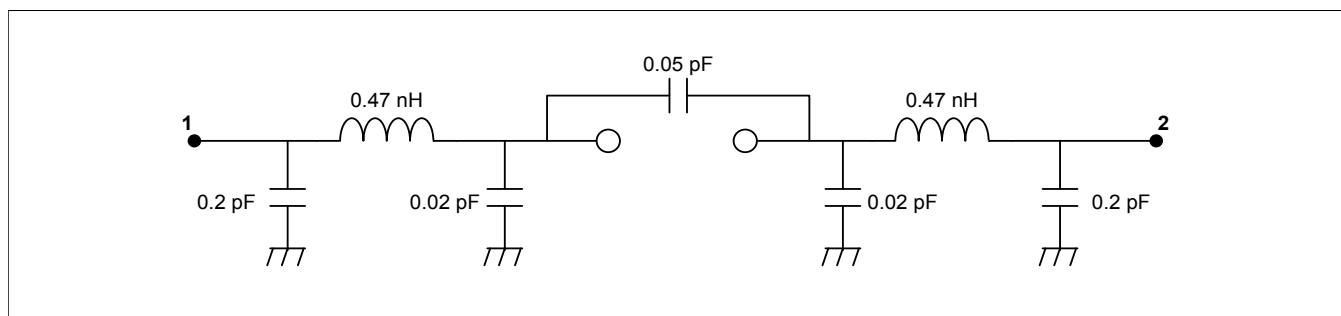
1. Operation of this device above any one of the Maximum Rated parameters may cause permanent damage.
2. Please refer to Application Note M538 for surface mounting instructions.

### Circuit Models

#### SOT-23

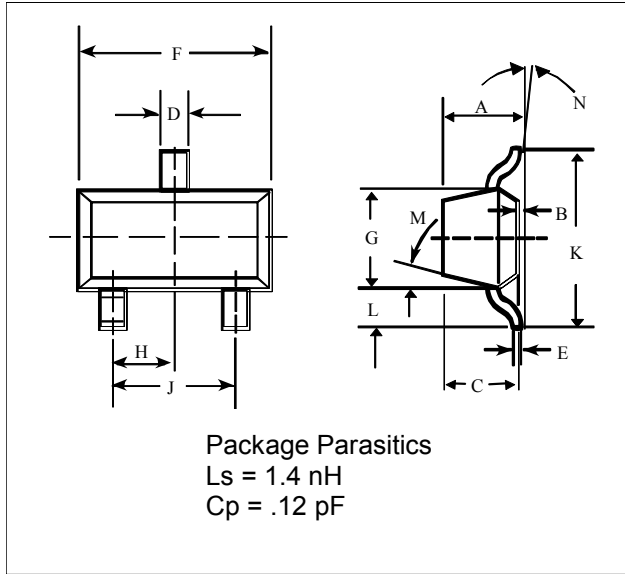


#### SOD-323



### Case Styles

#### SOT-23

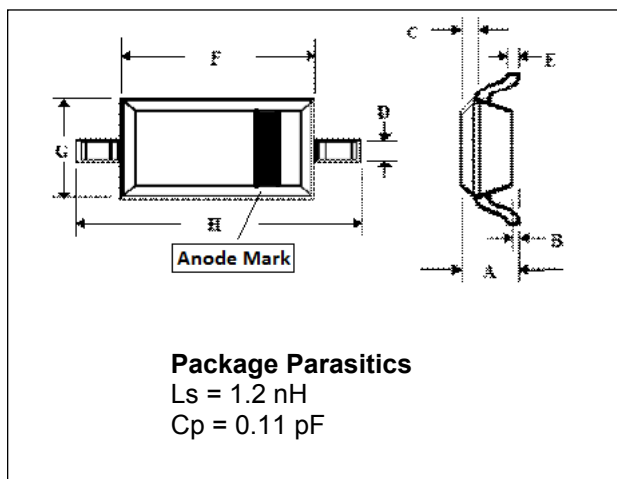


#### SOT-23 (Case Style 287)

DIM.	INCHES		MILLIMETERS	
	MIN.	MAX.	MIN.	MAX.
A	—	0.048	—	1.22
B	—	0.008	—	0.20
C	—	0.040	—	1.00
D	0.013	0.020	0.35	0.50
E	0.003	0.006	0.08	0.15
F	0.110	0.119	2.80	3.00
G	0.047	0.056	1.20	1.40
H	0.037 typical		0.95 typical	
J	0.075 typical		1.90 typical	
K	—	0.103	—	2.60
L	—	0.024	—	0.60
DIM.	GRADIENT			
M	10° max. <sup>3</sup>			
N	2° . . .30°			

3. Applicable on all sides

#### SOD-323

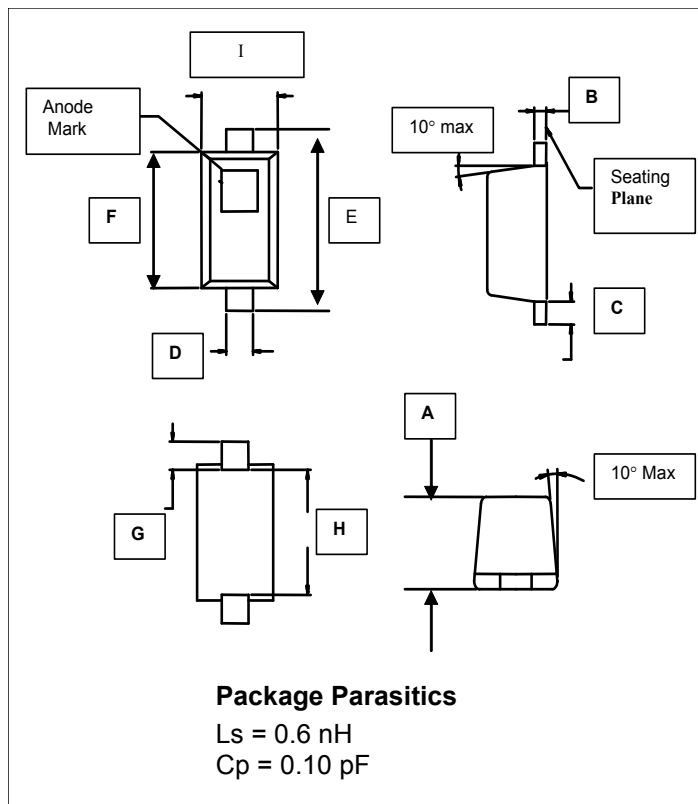


#### SOD-323 (Case Style 1141)

DIM.	INCHES		MILLIMETERS	
	MIN.	MAX.	MIN.	MAX.
A	—	0.043	—	1.1
B	—	0.004	—	0.1
C	—	0.008	—	0.2
D	0.010	0.016	0.25	0.4
E	0.003	0.006	0.08	0.15
F	0.063	0.075	1.6	1.9
G	0.045	0.057	1.15	1.45
H	0.091	0.106	2.3	2.7

### Case Styles (Cont'd)

#### SC-79



#### SC-79 (Case Style 1279)

DIM.	INCHES		MILLIMETERS	
	MIN.	MAX.	MIN.	MAX.
A	0.020	0.028	0.50	0.71
B	0.003	0.008	0.08	0.20
C	0.006	0.010	0.15	0.25
D	0.010	0.014	0.25	0.36
E	0.059	0.067	0.08	0.15
F	0.043	0.051	1.10	1.30
G	0.011	0.012	0.28	0.30
H	0.037	0.043	0.94	1.09
I	0.027	0.035	0.68	0.96

MACOM Technology Solutions Inc. All rights reserved.

Information in this document is provided in connection with MACOM Technology Solutions Inc ("MACOM") products. These materials are provided by MACOM as a service to its customers and may be used for informational purposes only. Except as provided in MACOM's Terms and Conditions of Sale for such products or in any separate agreement related to this document, MACOM assumes no liability whatsoever. MACOM assumes no responsibility for errors or omissions in these materials. MACOM may make changes to specifications and product descriptions at any time, without notice. MACOM makes no commitment to update the information and shall have no responsibility whatsoever for conflicts or incompatibilities arising from future changes to its specifications and product descriptions. No license, express or implied, by estoppel or otherwise, to any intellectual property rights is granted by this document.

THESE MATERIALS ARE PROVIDED "AS IS" WITHOUT WARRANTY OF ANY KIND, EITHER EXPRESS OR IMPLIED, RELATING TO SALE AND/OR USE OF MACOM PRODUCTS INCLUDING LIABILITY OR WARRANTIES RELATING TO FITNESS FOR A PARTICULAR PURPOSE, CONSEQUENTIAL OR INCIDENTAL DAMAGES, MERCHANTABILITY, OR INFRINGEMENT OF ANY PATENT, COPYRIGHT OR OTHER INTELLECTUAL PROPERTY RIGHT. MACOM FURTHER DOES NOT WARRANT THE ACCURACY OR COMPLETENESS OF THE INFORMATION, TEXT, GRAPHICS OR OTHER ITEMS CONTAINED WITHIN THESE MATERIALS. MACOM SHALL NOT BE LIABLE FOR ANY SPECIAL, INDIRECT, INCIDENTAL, OR CONSEQUENTIAL DAMAGES, INCLUDING WITHOUT LIMITATION, LOST REVENUES OR LOST PROFITS, WHICH MAY RESULT FROM THE USE OF THESE MATERIALS.

MACOM products are not intended for use in medical, lifesaving or life sustaining applications. MACOM customers using or selling MACOM products for use in such applications do so at their own risk and agree to fully indemnify MACOM for any damages resulting from such improper use or sale.